



# 2021-2022 IUPUI BASKETBALL GAME NOTES

# IUPUI

## SCHEDULE/RESULTS (2-20, 0-11 HORIZON)

Date	Opponent	Result/Time
Nov. 3	# Anderson (ESPN+)	W, 74-60
Nov. 9	at Butler (FS1 Whiparound)	L, 47-56
Nov. 11	at Evansville (ESPN3)	L, 40-60
Nov. 15	^ vs. Denver	L, 47-63
Nov. 16	^ vs. Texas A&M-CC	L, 59-65
Nov. 17	^ at UTSA	L, 57-60
Nov. 23	Spalding Univ. (ESPN+)	W, 61-41
Dec. 2	*Detroit Mercy (ESPN+)	L, 45-69
Dec. 4	*Oakland (ESPN+)	L, 45-78
Dec. 10	at Tennessee State (ESPN+)	L, 44-70
Dec. 16	Chicago State (ESPN+)	L, 55-61
Dec. 21	Morehead State (ESPN+)	L, 52-80
Dec. 30	*Cleveland State (ESPN+)	canceled
Jan. 1	*Purdue Fort Wayne (ESPN+)	canceled
Jan. 6	*at Northern Kentucky (ESPN+)	canceled
Jan. 8	*at Wright State (ESPN+)	L, 58-72
Jan. 10	*UIC (ESPN+)	L, 65-67
Jan. 13	*at Green Bay (ESPN+)	L, 54-69
Jan. 15	*at Milwaukee (ESPN+)	L, 54-89
Jan. 18	at #19/18 Ohio State (BTN)	L, 37-83
Jan. 20	*Wright State (ESPN+)	L, 45-73
Jan. 22	*Northern Ky. (ESPN+)	L, 41-60
Jan. 24	Brescia	canceled
Jan. 27	*at Oakland (ESPN+)	canceled
Jan. 29	*at Detroit Mercy (ESPN+)	canceled
Jan. 31	East-West Univ.	W, 75-59
Feb. 3	*Youngstown State (ESPN+)	L, 55-61
Feb. 5	*Robert Morris (ESPN+)	L, 49-66
Feb. 10	*at Purdue Fort Wayne (ESPN+)	L, 57-72
Feb. 12	*at Cleveland State (ESPN+)	3:00 pm
Feb. 14	*at UIC (ESPN+)	8:00 pm
Feb. 17	*at Robert Morris (ESPN+)	7:00 pm
Feb. 19	*at Youngstown State (ESPN+)	2:00 pm
Feb. 24	*Milwaukee (ESPN+)	8:00 pm
Feb. 26	*Green Bay (ESPN+)	4:45 pm
Mar. 1	& HL Tourney - 1st Round	tba
Mar. 3	& HL Tourney - Quarterfinals	tba
Mar. 7	& HL Tourney - Semifinals	tba
Mar. 8	& HL Tourney - Championship	tba

home games listed in bold  
 \* denotes Horizon League games  
 ^ 210 San Antonio Shootout (San Antonio, Texas)  
 & denotes Horizon League Tournament games  
 (quarterfinals on campus sites / semis and finals in Indy)

## MEDIA COVERAGE

TV: ESPN+  
 Video Stream: ESPN+  
 Live Stats: IUPUIJags.com  
 Twitter: @IUPUIJaguars / @IUPUIMensBball

## MBB CONTACT

Ed Holdaway - IUPUI Assistant AD  
 Email: eholdawa@iupui.edu  
 Twitter: @EdHoldaway  
 Cell: 317-908-2645

'03 NCAA TOURNAMENT, 2010 CBI, 2019 CIT

## IUPUI (2-20, 0-11 HL) at CLEVELAND STATE (16-6, 12-3 HL)

February 12, 2022 - 3:00 p.m. | Cleveland, Ohio | Wolstein Center (13,610)

## STAT BREAKDOWN

IUPUI				CLEVELAND STATE			
NET	KenPom	RPI	BPI	NET	KenPom	RPI	BPI
358	358	358	358	172	196	145	187
51.9					75.3		
			PPG				69.7
67.0			Opp. PPG				+5.6
-15.1			Scoring Margin				.476
.381			FG%				.419
.437			Opp. FG%				35.0 (+1.5)
31.4 (-1.3)			RPG (Margin)				.336
.283			3FG%				.319
.356			Opp. 3FG%				.658
.654			FT%				17.0
10.3			Assists/G				13.0 (+2.3)
16.7 (-3.4)			TO/G (Margin)				

## SERIES BREAKDOWN

Overall:	4-6
Crenshaw vs. CSU:	0-0
at CSU:	1-3
at IUPUI:	3-3
neutral:	0-0
Last Meeting:	Jan. 2, 2021 in Indy
Outcome:	CSU 59, IUPUI 49
Streak:	CSU has won 5

## Opponent Stat Leaders

Points:	D'Moi Hodge (16.5 ppg)
Rebounds:	Torrey Patton (6.6 rpg)
Assists:	Torrey Patton (3.6 apg)
Threes Made:	D'Moi Hodge (50)
Blocked Shots:	Deante Johnson (29)
Steals:	D'Moi Hodge (48)
Minutes Played:	Torrey Patton (30.5 mpg)

## THE JAGUARS

### PROBABLE STARTERS (based on last game)

No.	Name	Yr.	Pos.	Ht.	Hometown	PPG	RPG	APG	FG%	3FG%	FT%
00	B.J. Maxwell	Gr.	G/F	6-5	Austin, Texas	12.0	4.6	0.9	.357	.243	.810
4	Bakari LaStrap	So.	G	6-0	Houston, Texas	8.0	2.1	2.4	.410	.333	.643
5	Nathan McClure	Jr.	G	6-4	Houston, Texas	5.2	4.8	1.2	.386	.297	.765
10	Mike DePersia	Jr.	G	5-11	Cherry Hill, N.J.	5.4	2.9	3.1	.408	.471	.667
23	Chuks Isitua	Fr.	F/C	6-11	Lagos, Nigeria	4.1	3.2	0.2	.528	---	.484

### OFF THE BENCH

25	Boston Stanton III	Fr.	G	6-5	Denver, Colo.	4.6	2.1	1.1	.258	.257	.647
----	--------------------	-----	---	-----	---------------	-----	-----	-----	------	------	------

## QUICK HITTERS

■ Today marks the 11th meeting all-time between IUPUI and Cleveland State and the first meeting in Cleveland since Jan. 30, 2020. Last year's two meetings both occurred in Indianapolis due to the COVID shuffled schedule. CSU has won the last five meetings in the series and IUPUI hasn't won in Cleveland since joining the Horizon League.

■ Graduate transfer **B.J. Maxwell** tallied his 1,000th collegiate point on Thursday night (Feb. 10) as part of his team-high 19-point effort. Maxwell has 1,011 career points, spanning four schools at the Division I and Division II levels. Maxwell had 385 points at Abilene Christian, 2 at Detroit Mercy, 371 at St. Edward's University and has 253 this season at IUPUI.

■ Over his past four games, Maxwell is averaging 17.5 points and 5.8 rebounds per game.

■ IUPUI has used 11 different players this season and amazingly, all 11 have scored in double-digits at least once this season. **B.J. Maxwell** has a team-high 12 double-digit scoring games this season and **Bakari LaStrap** has done so nine times. **Mike DePersia** was the last of the 11 Jaguars to score in double-digits this season, doing so against Northern Kentucky on Jan. 22.

■ Only two Jaguars have played all 22 games this season - **Bakari LaStrap** and **Chuks Isitua**. Every other IUPUI player has missed at least one game this season due to injury or COVID protocols. IUPUI has had just six players in uniform in each of its past five games and likely will have just six in uniform going forward as five different players have suffered season ending injuries.

■ Maxwell leads IUPUI in scoring (12.0 ppg), minutes played (32.4 mpg), free throw percentage (81.0%) and threes made (26) and is second on the team in rebounding (4.6 rpg). Maxwell has led IUPUI in scoring 12 times this year and has tallied 20-or-more in a game twice.

■ The IUPUI basketball team had a 3.23 grade point average for the fall with 10 of the 14 team members notching a 3.0 or better. **Nathan McClure** had a perfect 4.0 in the fall and Stanton had a 3.95 mark. As a team, the Jaguars currently have a cumulative 3.37 team GPA.

## 2021-2022 ROSTER

### NUMERIC ROSTER

##	Name	Pos.	Ht.	Wt.	Yr.	Hometown/High School (Previous)
00	B.J. Maxwell	G/F	6-5	200	Gr.	Austin, Texas/LBJ (St. Edward's (Tex.) Univ.)
1	KJ Pruitt	G	6-4	203	Fr.	Lewisville, Texas/Sunrise Christian Academy
2	Bobby Harvey	G	6-3	200	Sr.	Chicago, Ill./Hillcrest (Wabash Valley (Ill.) College)
4	Bakari LaStrap	G	6-0	170	So.	Houston, Texas/The Woodlands Christian Academy
5	Nathan McClure	G	6-4	175	Jr.	Houston, Texas/Concordia Lutheran (State Fair (Mo.) C.C.)
10	Mike DePersia	G	5-11	175	Jr.	Cherry Hill, N.J./Haddonfield Memorial
11	Kaleb Edwards	G	6-3	175	Fr.	Fishers, Ind./Guerin Catholic
15	Zach Gunn	F	6-6	210	Gr.	Fishers, Ind./Hamilton Southeastern (Ball State)
20	Derek Petersen	G	6-2	175	Fr.	Greenwood, Ind./Greenwood Christian (Hope College)
23	Chuks Isitua	F/C	6-11	220	Fr.	Lagos, Nigeria/Jack Yates (Tex.)
24	Jonah Carrasco	F	6-9	220	Sr.	Wichita, Kan./Wichita North (Otero (Colo.) J.C.)
25	Boston Stanton III	G	6-5	190	Fr.	Denver, Colo./Denver East
33	Dimitar Pandev	F	6-10	225	Sr.	Strumica, Macedonia/The Skill Factory (Ga.) (Clarendon College)

### ROSTER BREAKDOWNS

#### BY CLASS-

**Freshmen:** 5

**Juniors:** 2

**Grads:** 2

**Sophomores:** 1

**Seniors:** 4

#### BY PRIMARY POSITION-

**Guards:** 10

**Centers:** 0

**Forwards:** 4

#### BY HOME STATE/COUNTRY-

**Texas:** 4

**Indiana:** 3

**Illinois/Alabama/Colorado/Kansas/**

**New Jersey/Macedonia/Nigeria:** 1

### PRONUNCIATION GUIDE

Jonah **CARRASCO** (cuh-RASS-ko)

**CHUKS** (CHOOKS) **ISITUA** (ee-see-TOO-uh)

**DIMITAR** (DIM-ee-tar) **PANDEV** (PAN-dev)

**AZARIAH** (AZ-uh-rye-uh) **SEAY** (SAY)

**Head Coach:** Matt Crenshaw (1st season as HC - IUPUI, '04; 13th season at IUPUI)

**Assistant Coach:** Antwain Banks (1st season - IU Southeast, '04)

**Assistant Coach:** Tommy Strine (1st season - IPFW, '14)


**Assistant Coach:** Roy Hairston (3rd season - Purdue, '97)

**Director of Operations:** Aaron Evans (3rd season - Marian, '14)


## RADIO / TV ROSTER



**#00 - B.J. MAXWELL**  
6-5 // Gr. // G/F  
Austin, Texas  
Public Relations MA




**#1 - KJ PRUITT**  
6-4 // Fr. // G  
Lewisville, Texas  
Sports Management



**#2 - BOBBY HARVEY**  
6-3 // Sr. // G  
Chicago, Ill.  
General Studies



**#4 - BAKARI LaSTRAP**  
6-0 // Soph. // G  
Houston, Texas  
Business



**#5 - NATHAN McCLURE**  
6-4 // Jr. // G  
Houston, Texas  
General Studies



**#10 - MIKE DePERSIA**  
5-11 // Jr. // G  
Cherry Hill, N.J.  
Finance



**#11 - KALEB EDWARDS**  
6-3 // Fr. // G  
Fishers, Ind.  
Business



**#15 - ZACH GUNN**  
6-6 // Gr. // F  
Fishers, Ind.  
Organizational Leadership MS




**#20 - DEREK PETERSEN**  
6-2 // R-Fr. // G  
Greenwood, Ind.  
Computer Engineering



**#23 - CHUKS ISITUA**  
6-11 // Fr. // F/C  
Lagos, Nigeria  
OLS



**#24 - JONAH CARRASCO**  
6-9 // Sr. // F  
Wichita, Kan.  
General Studies



**#25 - BOSTON STANTON III**  
6-5 // Fr. // G  
Denver, Colo.  
Psychology



**#33 - DIMITAR PANDEV**  
6-10 // Sr. // F  
Strumica, Macedonia  
General Studies



**MATT CRENSHAW**  
Head Coach  
13th season at IUPUI  
1st season as HC



**ANTWAIN BANKS**  
Assistant Coach  
1st season



**TOMMY STRINE**  
Assistant Coach  
1st season



**ROY HAIRSTON**  
Assistant Coach  
3rd season



## POLLS

ASSOCIATED PRESS		COACHES	
Week 14 - Feb. 6		Week 14 - Feb. 6	
Rank	Team (1st)	Rank	Team (1st)
1.	Auburn (48)	1.	Gonzaga (18)
2.	Gonzaga (13)	2.	Auburn (14)
3.	Purdue	3.	Purdue
4.	Arizona	4.	Kentucky
5.	Kentucky	5.	Arizona
6.	Houston	6.	Duke
7.	Duke	7.	Houston
8.	Kansas	8.	Kansas
9.	Texas Tech	9.	Texas Tech
10.	Baylor	10.	Baylor
11.	Providence	11.	Providence
12.	UCLA	12.	UCLA
13.	Illinois	13.	Illinois
14.	Wisconsin	14.	Wisconsin
15.	Villanova	15.	Villanova
16.	Ohio State	16.	Ohio State
17.	Michigan State	17.	Michigan State
18.	Marquette	18.	Tennessee
19.	Tennessee	19.	Marquette
20.	Texas	20.	Texas
21.	USC	21.	USC
22.	Saint Mary's	22.	Saint Mary's
23.	Murray State	23.	UConn
24.	UConn	24.	Murray State
25.	Xavier	25.	Wake Forest

### MID-MAJOR TOP 25

February 6

Rk	Team (1st)	Record	Pts.	Prev.	Conf.
1	Gonzaga (31)	19-2	775	1	West Coast
2	Murray State	22-2	723	3	Ohio Valley
3	Saint Mary's	20-2	696	4	West Coast
4	Loyola Chicago	18-4	654	6	Missouri Valley
5	Iona	19-4	627	2	Metro Atlantic
6	South Dakota State	21-4	591	7	Summit
7	Ohio	19-3	530	9	Mid-American
8	Chattanooga	19-5	521	5	Southern
9	Toledo	18-5	495	8	Mid-American
10	San Francisco	19-5	467	14	West Coast
11	Vermont	18-4	435	11	America East
12	New Mexico State	19-3	430	13	Western Athletic
13	Cleveland State	16-5	379	18	Horizon
14	Wagner	16-2	368	16	Northeast
15	BYU	17-8	324	10	West Coast
16	Oakland	16-7	266	12	Horizon
17	Belmont	19-5	244	19	Ohio Valley
18	Drake	17-7	200	15	Missouri Valley
19	Morehead State	19-6	193	24	Ohio Valley
20	Missouri State	17-8	164	17	Missouri Valley
21	Montana State	17-5	128	NR	Big Sky
22	Weber State	18-6	111	20	Big Sky
23	UNCW	16-6	95	22	Colonial
24	Santa Clara	16-8	90	NR	West Coast
25	Longwood	17-5	85	NR	Big South

### HORIZON LEAGUE PRESEASON POLLS

Pl. School (1st-place) - Votes

1.	Cleveland State (30) - 502
2.	Wright State (9) - 463
3.	Northern Kentucky (1) - 406
4.	Milwaukee (2) - 396
5.	Detroit Mercy (2) - 350
6.	Oakland - 340
7.	Youngstown State - 214
8.	UIC - 204
9.	Purdue Fort Wayne - 169
10.	Robert Morris - 157
11.	Green Bay - 146
12.	IUPUI - 85

**Preseason POTY:** Antoine Davis, Detroit Mercy

**First Team (alphabetical order by school)**

Torrey Patton, Cleveland State  
 Antoine Davis, Detroit Mercy  
 Patrick Baldwin Jr., Milwaukee  
 Jalen Moore, Oakland  
 Grant Basile, Wright State

**Second Team (alphabetical order by school)**

DeAndre Gholston, Milwaukee  
 Trevon Faulkner, Northern Kentucky  
 Marques Warrick, Northern Kentucky  
 Jarred Godfrey, Purdue Fort Wayne  
 Tanner Holden, Wright State

## HORIZON LEAGUE

### HORIZON LEAGUE STANDINGS

through games on Feb. 10

Team	Overall (Pct.)	HL (Pct.)
Cleveland State	16-6 (.727)	12-3 (.800)
Wright State	15-10 (.600)	12-4 (.750)
Oakland	16-8 (.667)	9-4 (.692)
Northern Kentucky	13-10 (.565)	9-5 (.643)
Detroit Mercy	10-11 (.476)	7-4 (.636)
Youngstown State	15-10 (.667)	9-6 (.600)
Purdue Fort Wayne	14-10 (.583)	9-6 (.600)
UIC	9-13 (.409)	5-8 (.385)
Milwaukee	7-18 (.280)	5-11 (.312)
Robert Morris	6-18 (.250)	4-11 (.267)
Green Bay	4-19 (.174)	3-11 (.214)
<b>IUPUI</b>	<b>2-20 (.091)</b>	<b>0-11 (.000)</b>

### HORIZON LEAGUE SCHEDULE

Date	Game	Time
2/12	IUPUI at Cleveland St.	3pm
	UIC at Purdue Fort Wayne	7pm
2/13	Robert Morris at Youngstown St.	12pm
	Detroit Mercy at Oakland	1pm
	Green Bay at Milwaukee	2pm
	Northern Kentucky at Wright St.	2pm
2/14	Cleveland St. at Purdue Fort Wayne	7pm
	IUPUI at UIC	8pm
2/17	UIC at Youngstown St.	7pm
	IUPUI at Robert Morris	7pm
2/18	Northern Kentucky at Detroit Mercy	7pm
	Purdue Fort Wayne at Green Bay	8pm
	Cleveland St. at Milwaukee	8pm
	Wright St. at Oakland	9pm
2/19	IUPUI at Youngstown St.	2pm
	UIC at Robert Morris	7pm
2/20	Wright St. at Detroit Mercy	1pm
	Purdue Fort Wayne at Milwaukee	2pm
	Northern Kentucky at Oakland	3pm
	Cleveland St. at Green Bay	3pm
2/24	Cleveland St. at Detroit Mercy	7pm
	Robert Morris at Northern Ky.	7pm
	Purdue Fort Wayne at Oakland	7pm
	Youngstown St. at Wright St.	7pm
	Green Bay at UIC	8pm
	Milwaukee at IUPUI	8pm
2/26	Purdue Fort Wayne at Detroit Mercy	1pm
	Cleveland St. at Oakland	3pm
	Green Bay at IUPUI	4:45pm
	Youngstown St. at Northern Ky.	7pm
	Robert Morris at Wright St.	7pm
	Milwaukee at UIC	8pm

### IUPUI IN HORIZON LEAGUE STATS

through games on Feb. 11 [denotes NCAA ranking]

Category	HL [Nat Rk.]	Stat
Scoring	12th	51.91 ppg
Scoring Defense	2nd	67.00 ppg
Scoring Margin	12th	-15.09 ppg
Free Throw %	12th	65.4%
Field Goal %	12th	38.1%
Field Goal % Def.	6th	43.7%
3Pt Field Goal %	11th	28.3%
3Pt Field Goal % Def	11th	35.6%
Rebounding Offense	10th	31.36 rpg
Rebounding Defense	2nd	32.73 rpg
Rebounding Margin	8th	-1.36 rpg
Blocked Shots	11th	2.41 bpg
Assists	12th	10.27 apg
Steals	10th	5.36 spg
Turnover Margin	12th	-3.36 to/g
Turnovers	12th	16.68 to/g
Assist/TO Ratio	12th	0.62 a/to
Offensive Rebounds	5th	10.05 rpg
Defensive Rebounds	12th	21.32 rpg
Offensive Reb. Pct.	5th	30.5%
Defensive Reb. Pct.	11th	68.5%
3FG Made	11th	5.14/game

Category	Rank	Stat
<b>Assists</b>		
Mike DePersia	14th	3.06 apg
<b>Blocked Shots</b>		
Jonah Carrasco	6th	1.11 bpg
<b>Assist-to-Turnover Ratio</b>		
Mike DePersia	1st	2.74 a/to
<b>Minutes Played</b>		
B.J. Maxwell	12th	32.37 mpg

**FANTASTIC VOYAGE**

IUPUI is amidst a five-game road stretch between Feb. 10-19 as the team will log 1,612 miles and more than 26 hours on the bus. During this stretch, IUPUI will play road games at Purdue Fort Wayne (Feb. 10), Cleveland State (Feb. 12), UIC (Feb. 14), Robert Morris (Feb. 17) and Youngstown State (Feb. 19).

The Jaguars will spend roughly 30 hours at home in Indy following the UIC game before trekking 350-plus miles east to Moon Township, Pa., for the Feb. 17 game at Robert Morris.

**SIX STRONG**

IUPUI has played its past five games with just six in uniform as injuries have ravaged the roster. It began in the preseason when Zach Gunn was lost to a season ending injury and four others (Jonah Carrasco, Bobby Harvey, KJ Pruitt and recently departed Azariah Seay) have since been lost for the season. Carrasco became the most recent to be bitten by the injury bug, suffering a season-ender against East-West on Jan. 31. In addition, senior Dimitar Pandev is no longer on campus after having returned to Macedonia at the start of the spring semester.

Lastly, two freshmen (Kaleb Edwards and Derek Petersen) won't suit up this season as redshirts, leaving head coach Matt Crenshaw with just six in uniform.

**GET DEFENSIVE**

Through a combination of pace and production, IUPUI is second in the Horizon League in scoring defense, allowing 67.0 points per game (123rd nationally).

**GREAT NATE**

Nathan McClure is coming off a career-night as he tallied 17 points (6-9 FG, 5-8 3's) against Purdue Fort Wayne on Thursday night. He set new career-highs in both points (17) and threes made (5) while playing all 40 minutes for a second consecutive game.

**JERSEY MIKE DELIVERS**

Junior Mike DePersia currently leads the Horizon League (22nd nationally) with a 2.74 assist-to-turnover ratio, having delivered 52 assists against just 19 miscues. He recently moved into the top-15 in the league in assists at 3.06/game and had a season-high six assists and no turnovers against Robert Morris last Saturday (Feb. 5). Included in those six assists was the 200th dime of his collegiate career.

Last season he ranked No. 3 in the country with a 3.74 assist-to-turnover ratio, delivering 71 assists against just 19 miscues. In league play, he upped that figure to 4.13. His 3.74 mark last season easily eclipsed the previous IUPUI single-season mark, which was 3.30 set by Taj Hawkins back in 2001-02.

DePersia tied IUPUI's single-game record with 14 assists in a game in a Feb. 12 win over UIC, doing so without committing a turnover. He had a six-game span where he didn't turn the ball over once, dishing out 31 assists during that span.

His current 2.60 career assist-to-turnover ratio (208 assists / 80 turnovers) is in line to set a new IUPUI career records. The current IUPUI career record in the category is 2.16 as Brady Adkins had 261 assists against just 121 turnovers from 1994-1996.

**CLOSE, BUT NO CIGAR**

IUPUI put up a strong showing, but ultimately fell short against Youngstown State at home on Feb. 3, 61-55. IUPUI was behind 28-16 with 4:43 left in the opening half, but used an 18-2 run spanning the two halves to take a 34-30 lead with 16:41 left. YSU fired back with a 7-0 run and never relinquished the lead over the final 13 minutes.

It was a two possession game for much of the final 10 minutes, but IUPUI was unable to get over the hump. B.J. Maxwell (career-high 22 pts) and Bakari LaStrap (15 pts, 7 reb) led the way as IUPUI shot 46 percent from the floor and outrebounded the Penguins by a 34-29 margin. However, IUPUI committed 17 turnovers and saw the guests outscore them by a 16-2 margin in points off turnovers.

**FRESHMEN NO MORE**

The baptism by fire for IUPUI freshmen Boston Stanton III and Chuks Isitua continued against Robert Morris last Saturday (Feb. 5) as both added to already impressive rookie campaigns.

Stanton matched his season-high with 10 points (4-9 FG, 1-3 3's, 1-1 FT) and four boards off the bench and Chuks Isitua had eight points and a season-high 12 rebounds (five offensive) in a season-high 31 minutes of action. Isitua, currently playing through an injury, also blocked a pair of shots in each of IUPUI's games last weekend.

**JONAH TIES THE BLOCK MARK**

Not only did Jonah Carrasco register his first career double-double against East-West on Monday (Jan. 31) with 13 points and 10 boards, he also tied the IUPUI single-game record with seven blocked shots.

Coming in, 6-foot-6 John Hester held the single-game record, having swatted seven shots against Indiana Tech on Jan. 21, 1997.

**PG PLAY**

IUPUI's two point guards have both stepped up their play of late as sophomore Bakari LaStrap has scored in double-digits in eight of IUPUI's last 12 games, including a career-high 19 against East-West last Monday. The past 12 games, LaStrap is averaging 10.8 points and 2.8 assists per game.

Junior Mike DePersia is rounding back into form after suffering an injury earlier this season. The past eight games (seven starts), DePersia has played 34.6 minutes per game while averaging 7.4 points, 3.9 rebounds and 3.6 assists per game while turning it over just 11 times total. During that same eight-game span, he's shooting 10-of-18 (55.6 percent) from three-point range. DePersia has made at least one three in nine straight games.

**THIN BENCH**

IUPUI's bench was averaging nearly 20 points per game for the bulk of the season before injuries beset the roster. IUPUI got at least 10 bench points in each of the first 17 games of the season before notching a season-low two points in three of five games since being relegated to just six total players.

For the season, IUPUI reserves are averaging 16.4 points per game.

**CRAFTY VETERAN**

Maxwell is an interesting case study in today's new world of college basketball as he's entering his seventh year of college this season. After redshirting his opening season (2015-16) at Abilene Christian, he played three full seasons at ACU before transferring out for a fifth season. He played just two games at Detroit Mercy in 2019-20 before suf-

**UNIVERSITY QUICK FACTS**

<b>Location</b> .....	Indianapolis, Ind.
<b>Founded</b> .....	1969
<b>Nickname</b> .....	Jaguars
<b>Colors</b> .....	Red, gold & black
<b>Enrollment</b> .....	30,000
<b>Affiliation</b> .....	NCAA Division I
<b>Conference</b> .....	The Horizon League
<b>Home Facility (Cap.)</b> .....	Indiana Farmers Coliseum (6,800)
<b>Chancellor</b> .....	Dr. Nasser Paydar
<b>Athletics Director</b> .....	Dr. Roderick Perry
<b>Website</b> .....	www.IUPUIJags.com
<b>Twitter</b> .....	@IUPUIJaguars
<b>Athletics Phone</b> .....	(317) 278-5247
<b>Mailing Address</b> .....	1000 Waterway Blvd. Indianapolis, IN 46202

**BASKETBALL HISTORY**

<b>First Yr. of basketball</b> .....	1972
<b>Seasons of basketball</b> .....	51st
<b>Seasons of Division I basketball</b> .....	24th
<b>Division I (1998-pres.) Record</b> .....	290-337 (.463)
<b>NCAA Appearances</b> .....	1
<b>Last NCAA Appearance</b> .....	2003
<b>Last Postseason Appearance</b> .....	2019 (CIT - First Round)

**UNIVERSITY NOTES**

**ABOUT THE UNIVERSITY**

IUPUI is a public research university located in downtown Indianapolis that is the result of a merger of the Purdue Indianapolis Extension Center (1946) and Indiana University Indianapolis (1916). The merger was completed in 1969 and athletics began in 1972.

The university offers more than 200 degree programs and boasts an enrollment over 30,000 (22,000 undergrad and 8,000 postgrad). The university also boasts an endowment of more than \$850 million.

The university is ranked among the Top 200 "National Universities" and ranked 7th for "Up and Coming Schools." U.S. News has ranked IUPUI among the nation's elite for 13 straight years.

All total, the campus covers 509 acres and is located along Indy's Cultural Trail.

IUPUI includes the nation's largest nursing school, the second largest medical school in the country, the only dental school in the state, and the country's oldest school of physical education. IUPUI is among the top 20 campuses in the nation for graduate professional degrees conferred

**ATHLETIC PROWESS**

IUPUI was a primary beneficiary of the 1987 Pan-American Games in Indianapolis and continues to boast some world renowned facilities.

The IU Natatorium is located on the IUPUI campus and is among the best swimming & diving facilities in the world. It has hosted the U.S. Olympic Team Trials four different times and 12 NCAA National Championship meets. In addition, the 2017 World Juniors were held at IUPUI and 16 world records have been set in the Natatorium water.

Adjacent west is the Michael A. Carroll Track & Soccer Stadium which has hosted several USA Outdoor Track & Field Championships and NCAA Championships, along with the 1988 US Olympic Trials. Florence Griffith-Joyner set the 100m world record of 10.49 on the track.

In basketball circles, IUPUI is best known as the long-time host of the Nike All-American Camp, which was held on campus for two decades. The nation's top prep players and coaches from every level converged on campus for two weeks each summer in what was considered the elite college recruiting event of the year. Alum included LeBron James, Chris Webber, Allen Iverson, Kevin Garnett, Jason Kidd and Paul Pierce, among many others.

**GEORGE HILL**

IUPUI's best known basketball alum is current NBAer George Hill, who is in his 14th year in the league this season. Hill was originally drafted by the San Antonio Spurs (1st rd., 26th overall) in 2008.

He's played for the Spurs (2008-11), Indiana Pacers (2011-16), Utah Jazz (2016-17), Sacramento Kings (2017-18), Cleveland Cavaliers (2018), Milwaukee Bucks (2018-20), Oklahoma City Thunder (2020) and Philadelphia 76ers (2021) before returning to Milwaukee this season. He's played in 825 regular season games, making nearly 500 career starts and averaging 11.0 points and 3.2 assists per game in his NBA career. He led the league in three-point percentage 2019-20 at 46 percent and is a career 38.4 percent shooter.

Entering this season, he's played in 139 career playoff games, starting 91 times and averaging 11.4 points per game.

fering a season ending injury and receiving another season of eligibility. He spent all of last season at Saint Edward's University in Austin, Texas, where he averaged 18.6 points and 5.3 boards per game while earning NABC Second Team All-District honors.

After all NCAA student-athletes were granted an additional year of eligibility due to COVID-19 issues, Maxwell opted to join the IUPUI program for a seventh season of schooling. He enters this season having played 94 collegiate basketball games and having scored 758 points across both NCAA Division I and II levels.

#### A GRAND NIGHT

Maxwell's journey has spanned four schools in three different states at both the Division I and Division II levels, but through it all, he's pumped in more than 1,000 collegiate points. Maxwell has 1,011 collegiate points entering play - 385 at Abilene Christian, 2 at Detroit Mercy, 371 at St. Edward's University and 253 this season at IUPUI.

#### OFFENSE IS OFFENSIVE

IUPUI is currently last in the nation in scoring offense (51.9 ppg) and 346th of 350 teams in turnovers per game (16.7 to/gm). IUPUI's shooting has been ugly as well as the Jags are 347th nationally at 38.1 percent from the field.

The Jags have topped 60 points just three times this season.

#### TAKING ADVANTAGE

The category that has been the most damaging to the Jaguars this season may very well be points off turnovers. While IUPUI turns it over 3.7 times more than their opponents this year, it's the conversion rate that's more alarming.

IUPUI opponents are scoring 20.4 points per game in points off turnovers while the Jags are scoring just 10.7 points per game off turnovers - a difference of 9.7 points per game.

#### EXPERIENCE MATTERS

Despite having eight players classified as upperclassmen, the IUPUI roster entered this season without a ton of actual Division I experience. Mike DePersia (1,241 career minutes) and B.J. Maxwell (1,156 minutes between ACU and Detroit Mercy) are the only two to have played at least 1,000 career minutes. A third, Zach Gunn, was closing in on the number having played 920 minutes in three seasons at Ball State, but will miss the entire season due to a preseason injury.

Six others in the IUPUI rotation entered this season having played fewer than 400 career minutes in Nathan McClure (388), Azariah Seay (376 between IUPUI and Alabama State), Bobby Harvey (255), Bakari LaStrap (234), Dimitar Pandev (62) and Jonah Carrasco (49).

#### FRESH STARTERS

Rarely have freshmen cracked IUPUI's starting five in the program's Division I era. It's super rare to have multiple freshmen starting, but that's the case for the Jags as prior to injury, both KJ Pruitt and Boston Stanton III have routinely been among the first five. Here's a look at other freshmen who have started more than half of the team's games in a given season in the D1 era.

Aaron Brennan - 2014-15 (started 24 of 31 games)  
Lyonell Gaines - 2011-12 (started 27 of 32 games)  
Alex Young - 2008-09 (started 21 of 30 games)  
George Hill - 2004-05 (started 21 of 29 games)

Only one other time in the program's Division I era have the Jags had two freshmen as primary starters as Brennan and D.J. McCall were consistent starters in the 2014-2015 campaign.

#### HOOSIER TIES

For the first time in program history, IUPUI opened the season with a starting five that didn't include an Indiana-native. In program history, 73 percent of the players have come from the state of Indiana and IUPUI has never started a game in the Division I era (1998-present) without having at least one Indiana-native included.

In fact, it's unlikely that IUPUI gets any contributions from any Indiana-natives this year as Zach Gunn will miss the season due to injury and non-scholarship freshmen Kaleb Edwards and Derek Petersen are expected to redshirt.

#### LONESTARS

IUPUI had never had a Texas-native in the program prior to 2019 when Taveion White joined the program. Fast forward to 2021-2022 and IUPUI has four Texas-natives (B.J. Maxwell, KJ Pruitt, Bakari LaStrap and Nathan McClure) on the team and a fifth who played high school in Texas in Chuks Isitua.

IUPUI signed another Texas-product for next season as well as 6-foot-3 guard Daylan Hamilton, who currently plays at Triton College, hails from Houston.

#### DEPARTED

IUPUI returns just 32.5 percent of its scoring from a season ago as the trio of Marcus Burk (21.7 ppg, 45 3's), Jaylen Minnett (16.4 ppg, 41 3's) and Elyjah Goss (11.1 ppg, 11.6 rpg) are all playing elsewhere this season.

Burk inked a deal with the G League Grand Rapids Gold (affiliate of the Denver Nuggets), Goss is playing professionally in Sweden and Minnett opted to play a graduate season at Missouri State.

Burk finished his two-year IUPUI career ranked No. 22 on the program's all-time scoring list with 1,072 points and Minnett finished No. 9 on the program's all-time scoring list with 1,403 career points and as the program's all-time leader in threes made (285). Goss closed his career as the program's all-time leader in rebounds (880) and a D1 record 25 double-doubles.

#### FRESH FACES

Hired in April, head coach Matt Crenshaw had to build out his roster for this season in short order. He added five scholarship additions in graduate transfers Zach Gunn (Ball State) and B.J. Maxwell (St. Edward's University) and three freshmen in Chuks Isitua, KJ Pruitt and Boston Stanton III.

Gunn, who will miss the season due to an injury suffered in the preseason, played in 69 games and averaged 4.7 points per game during his four-year Ball State career. Maxwell, who played last season at Division II SEU in Austin, Texas, was the Lone Star Conference (LSC) Newcomer of the Year after averaging 18.6 points, 5.3 rebounds and 2.3 assists per game last season.

Isitua, a 6-foot-11 forward/center, was considered among the top recruits from the state of Texas and was named to the 2021 All-VYPE Houston Boys Public School Basketball Team.

Pruitt, a 6-foot-4 guard, was originally in the Class of 2020 before attending Sunrise Christian Academy last season and reclassifying to the 2021 class. He averaged 14.5 points, 6.0 rebounds and 4.5 assists per game as a senior at Lewisville (Texas) High School before suffering an injury in the season's final game.

Stanton III, the final addition to the program, is a 6-foot-5 guard from Denver East (Colo.) High School. He averaged 21.0 points, 5.6 rebounds and 2.7 assists per game as a junior, but had his senior year derailed by an injury and averaged just 14.2 points, 3.8 rebounds and 2.2 steals per game in five games.

#### SMALL WONDERS

IUPUI will most likely be undersized in each and every game this season as the average height on the IUPUI roster is just 6' 4 3/4" this season. The IUPUI roster boasts just three players taller than 6-foot-9 in Isitua (6-11), Pandev (6-10) and Carrasco (6-9).

Pandev played just 60 minutes last season before missing the final two months due to injury and Carrasco played just 50 minutes last season.

Given the lack of size, it's likely that Crenshaw will deploy a number of four guard and five guard combinations this season.

## AROUND THE DEPARTMENT

#### NEW SOCCER COACH

The IUPUI Athletics Department recently named Sid van Druenen as the program's next head men's soccer coach. van Druenen comes to IUPUI from Wright State where he assisted the Raiders program since 2017.

A native of the Netherlands, van Druenen has professional playing and coaching experience before later joining the collegiate coaching ranks. He helped Wright State to a Horizon League regular season title in 2018 and an NCAA Tournament appearance in 2019, followed by a first round win over Notre Dame in the tournament.

#### MAKING THE GRADE

The IUPUI Athletics Department recorded an impressive 3.43 grade point average during the fall semester as head coach Jason Suscha's women's tennis team topped the department with a 3.82 mark. The softball team had a 3.68 team GPA and the men's tennis team posted a 3.64 effort.

#### WOMEN'S HOOPS ROLLIN'

Head coach Austin Parkinson's women's team is rolling along, having won 12 straight games and improving to 17-5 on the season. The Jags boast an earlier win at No. 15 Iowa this season and recently moved up to No. 9 in the most recent Mid-Major Top 25.

Led by three-time Horizon League Player of the Year Macee Williams, the Jaguars are now 14-3 in Horizon League play with two of the losses coming via forfeit due to the league's COVID policies.

## BASKETBALL CENTRAL

A year after helping host the entire NCAA Men's Basketball Tournament in the Circle City, IUPUI will be slightly less busy this March. That said, IUPUI will serve as an institutional co-host for First and Second Round games this March inside Gainbridge Fieldhouse in downtown Indianapolis.

Also, the Horizon League Tournament will be held inside Indiana Farmers Coliseum for a third straight year in 2022.



# 2020-2021 MISCELLANEOUS STATISTICS

<b>IUPUI'S RECORD WHEN...</b>			
	'21-22	'21-22	Under
	Overall	HL Crenshaw	
Home:	2-9	0-7	2-9
Away:	0-9	0-4	0-9
Neutral:	0-2	0-0	0-2
Overtime:	0-0	0-0	0-0
Lead @ Halftime:	2-1	0-0	2-1
Trail @ Halftime:	0-18	0-11	0-18
Tied @ Halftime:	0-1	0-0	0-1
Leading w/ 5:00 left:	2-1	0-0	2-1
Trailing w/ 5:00 left:	0-18	0-10	0-18
Tied w/ 5:00 left:	0-1	0-1	0-1
Shooting 50% or better:	0-1	0-1	0-1
Shooting 40-50%:	2-3	0-2	2-3
Shooting less than 40%:	0-16	0-8	0-16
Opp. shoots 50% or better:	0-3	0-2	0-3
Opp. shoots 40-50%:	0-12	0-8	0-12
Opp. shoots less than 40%:	2-5	0-1	2-5
Shooting better % than opp.	2-5	0-2	2-5
Shooting worse % than opp.	0-15	0-9	0-15
Scoring less than 50:	0-10	0-5	0-10
Score 50-59 pts:	0-9	0-5	0-9
Score 60-69 pts:	1-1	0-1	1-1
Score 70-79 pts:	1-0	0-0	1-0
Score 80-89 pts:	0-0	0-0	0-0
Score 90+ pts:	0-0	0-0	0-0
Opp. scores less than 50:	1-0	0-0	1-0
Opp. scores 50-59 pts:	1-1	0-0	1-1
Opp. scores 60-69 pts:	0-11	0-6	0-11
Opp. scores 70-79 pts:	0-5	0-4	0-5
Opp. scores 80-89 pts:	0-3	0-1	0-3
Opp. scores 90+ pts:	0-0	0-0	0-0
Commit less TO than opp.	0-4	0-2	0-4
Commit more TO than opp.	1-13	0-6	1-13
Commit same TO as opp.	1-3	0-3	1-3
Outrebound opponent:	2-7	0-3	2-7
Outrebounded:	0-12	0-7	0-12
Rebounding is equal:	0-1	0-1	0-1
Bench outscores opp.:	1-5	0-3	1-5
Bench is outscored:	1-15	0-8	1-15
Bench scoring is equal:	0-0	0-0	0-0
Hit more FT than opp.:	2-2	0-1	2-2
Hit less FT than opp.:	0-18	0-10	0-18
Hit same FT as opp.:	0-0	0-0	0-0
Hit more 3's than opp.:	1-3	0-1	1-3
Hit less 3's than opp.:	1-14	0-8	1-14
Hit same 3's as opp.:	0-3	0-2	0-3
Decided by 5 pts or less:	0-2	0-1	0-2
Decided by 6-10 points:	0-4	0-1	0-4
Decided by 10+ points:	2-14	0-9	2-14
In home whites:	0-0	0-0	0-0
In grays:	2-10	0-7	2-10
In road blacks:	0-7	0-3	0-7
In road reds:	0-3	0-1	0-3
7 in double-digits:	0-0	0-0	0-0
6 in double-digits:	0-0	0-0	0-0
5 in double-digits:	1-0	0-0	1-0
4 in double-digits:	0-0	0-0	0-0
3 in double-digits:	0-3	0-2	0-3
2 in double-digits:	0-9	0-5	0-9
1 in double-digits:	1-6	0-3	1-6
0 in double-digits:	0-2	0-1	0-2
On Mondays:	1-3	0-1	1-3
On Tuesdays:	1-3	0-0	1-3
On Wednesdays:	0-1	0-0	0-1
On Thursdays:	0-7	0-5	0-7
On Fridays:	0-1	0-0	0-1
On Saturdays:	0-5	0-5	0-5
On Sundays:	0-0	0-0	0-0
In November:	1-5	0-0	1-5
In December:	0-5	0-2	0-5
In January:	1-7	0-6	1-7
In February:	0-3	0-3	0-3
In March:	0-0	0-0	0-0

<b>CAREER DOUBLE-DIGIT PERFORMANCES/STARTS/DUNKS</b>					
<b>Double-Digit Scoring Gms</b>		<b>Games Started</b>			
Name	Sea	Car	Name	Sea	Car
Maxwell	13	13	DePersia	9	37
LaStrap	9	10	McClure	19	32
DePersia	2	5	Maxwell	20	20
McClure	3	4	Stanton III	18	18
Harvey	1	3	Carrasco	16	16
Carrasco	2	2	Pruitt	10	10
Stanton III	2	2	Isitua	7	7
Isitua	1	1	LaStrap	6	7
Pandev	1	1	Harvey	1	5
Pruitt	1	1	Pandev	0	3
<b>20+ Point Scoring Games</b>		<b>Dunks</b>			
Name	Sea	Car	Name	Sea	Car
Maxwell	2	2	Carrasco	6	7
<b>30+ Point Scoring Games</b>		<b>Double-Digit Reb. Games</b>			
Name	Sea	Car	Name	Sea	Car
Maxwell	2	2	Maxwell	2	2
McClure	2	2	McClure	1	1
Carrasco	1	1	Carrasco	1	1
Isitua	1	1	Isitua	1	1
<b>Double-Doubles</b>		<b>Blocked Shots</b>			
Name	Sea	Car	Name	Sea	Car
Maxwell	2	2	Carrasco	9	11
Carrasco	1	1	Isitua	5	5
McClure	1	1	McClure	0	0
			DePersia	0	0
			Maxwell	3	1
			Pandev	1	2
			Pruitt	2	0
			Harvey	1	1
			Maxwell	1	1
			Stanton III	1	1

<b>TIMES LEADING THE TEAM IN...</b>					
<b>Points</b>		<b>Rebounds</b>			
Name	Sea	Car	Name	Sea	Car
Maxwell	12	12	Maxwell	7	7
LaStrap	7	7	McClure	7	7
Harvey	0	1	Isitua	3	3
Pruitt	1	1	Pruitt	3	3
			DePersia	3	3
			Carrasco	1	1
			Harvey	1	1
			LaStrap	1	1
			Pandev	1	1
<b>Assists</b>		<b>Steals</b>			
Name	Sea	Car	Name	Sea	Car
LaStrap	11	13	DePersia	6	18
McClure	3	3	LaStrap	8	11
Pruitt	2	2	McClure	6	6
Stanton III	2	2	Pruitt	6	6
Pandev	2	2	Isitua	4	4
Harvey	1	1	Maxwell	4	4
Maxwell	1	1	Stanton III	4	4
			Carrasco	1	1
			Harvey	1	1

## SPECIALTY STATS

*PP = Points in the Paint; POT = Points off Turnover; 2nd = 2nd Chance Points; BP = Bench Points*

Opponent	Result	PP	POT	2nd	BP	Largest Lead	Largest Deficit	Lead Chngs	Ties	Time w/	
										Lead	Trailing
at Butler	L, 47-56	22/16	11/7	4/3	20/8	2	15	2	2	4:06	33:56
at Evansville	L, 40-60	24/22	8/16	8/2	13/14	---	22	0	0	0:00	38:33
vs. Denver	L, 47-63	12/20	11/23	13/9	22/24	---	19	0	1	0:00	38:35
vs. TAMUCC	L, 59-65	14/32	14/21	11/13	27/31	6	11	3	1	16:08	21:50
at UTSA	L, 57-60	24/24	13/13	12/14	26/5	10	3	3	1	37:30	0:52
Spalding Univ.	W, 61-41	22/20	20/15	11/3	30/19	26	---	0	0	39:06	0:00
Detroit Mercy	L, 45-69	16/26	15/22	1/6	18/9	---	28	0	0	0:00	39:12
Oakland	L, 45-78	24/28	4/32	9/20	16/19	2	34	2	1	0:56	36:26
at Tennessee St.	L, 44-70	24/26	5/30	8/5	19/32	---	28	0	1	0:00	38:56
Chicago St.	L, 55-61	16/18	22/4	5/5	15/25	4	19	4	1	3:11	34:34
Morehead St.	L, 52-80	24/20	4/26	8/16	24/35	2	32	3	2	2:38	35:47
at Wright St.	L, 58-72	16/36	16/19	8/16	15/6	5	20	2	1	5:41	33:11
UIC	L, 65-67	32/28	13/15	12/10	23/11	8	3	9	7	22:23	10:35
at Green Bay	L, 54-69	12/12	9/17	11/13	18/28	4	16	4	1	5:48	33:22
at Milwaukee	L, 54-89	16/28	4/15	6/16	30/37	---	38	0	1	0:00	39:36
at Ohio State	L, 37-83	14/32	6/31	4/15	20/48	---	46	0	0	0:00	39:08
Wright St.	L, 45-73	26/34	11/25	6/12	21/27	3	34	4	4	3:09	33:59
Northern Ky.	L, 41-60	20/22	11/25	4/10	2/15	---	25	0	1	0:00	36:24
East-West	W, 75-59	42/20	12/19	13/4	2/15	17	---	0	1	38:01	0:00
Youngstown St.	L, 55-61	26/24	2/16	7/2	2/16	4	12	2	4	2:07	32:49
Robert Morris	L, 49-66	22/24	9/8	6/10	10/11	---	17	0	0	0:00	39:39
at Purdue FW	L, 57-72	22/26	14/32	3/19	6/17	1	22	2	1	0:19	39:08
at Cleveland St.											
at UIC											
at Robert Morris											
at Youngstown St.											
Milwaukee											
Green Bay											
HL 1st Rd.											
HL 2nd Rd.											
HL Semis											
HL Finals											
<b>Totals</b>		496/562	236/448	187/225	361/468	26	46	42	35	181:03	656:32
<b>Averages</b>		22.5/25.5	10.7/20.4	8.5/10.2	16.4/21.3			1.9	1.6	20.6%	74.6%
										<i>of time</i>	<i>of time</i>

<b>WIN/LOSS MARGINS</b>														
Wins														2
MARGIN	1	2	3	4	5	6	7	8	9	10	11-15	16-20	21-29	30+
Losses		1	1			3			1		4	3	4	3



## 2021-2022 IUPUI STATISTICS

### Game Records

Record	Overall	Home	Away	Neutral
ALL GAMES	2-20	2-9	0-9	0-2
CONFERENCE	0-11	0-7	0-4	0-0
NON-CONFERENCE	2-9	2-2	0-5	0-2

### Score by Periods

Team	1st	2nd	OT	TOT
IUPUI	509	633	0	1142
Opponents	682	792	0	1474

### Team Box Score

No.	Player				Total		3-Point		F-Throw		Rebounds											
		GP-GS	MIN	AVG	FG-FGA	FG%	3FG-3FGA	3FG%	FT-FTA	FT%	OFF	DEF	TOT	AVG	PF	DQ	A	TO	BLK	STL	PTS	AVG
00	MAXWELL, B.J.	21-20	679:49	32.4	90-252	.357	26-107	.243	47-58	.810	26	71	97	4.6	62	1	19	33	8	16	253	12.0
4	LASTRAP, Bakari	22-6	515:52	23.4	66-161	.410	8-24	.333	36-56	.643	12	34	46	2.1	44	0	53	74	0	16	176	8.0
12	SEAY, Azariah	17-4	307:13	18.1	43-116	.371	8-43	.186	15-19	.789	18	31	49	2.9	35	1	12	25	1	10	109	6.4
10	DEPERSIA, Mike	17-9	455:32	26.8	31-76	.408	16-34	.471	14-21	.667	10	39	49	2.9	32	1	52	19	0	15	92	5.4
5	MCCLURE, Nathan	21-19	598:03	28.5	39-101	.386	19-64	.297	13-17	.765	30	70	100	4.8	52	0	25	35	3	23	110	5.2
1	PRUITT, KJ	10-10	270:12	27.0	19-46	.413	4-14	.286	8-13	.615	8	23	31	3.1	19	0	18	31	4	10	50	5.0
25	STANTON III, Boston	21-18	518:08	24.7	34-132	.258	18-70	.257	11-17	.647	4	41	45	2.1	34	0	23	52	2	9	97	4.6
24	CARRASCO, Jonah	19-16	367:51	19.4	31-64	.484	0-0	.000	22-44	.500	31	41	72	3.8	44	1	7	23	21	5	84	4.4
2	HARVEY, Bobby	9-1	172:06	19.1	13-48	.271	10-31	.323	2-3	.667	4	19	23	2.6	18	1	7	7	1	3	38	4.2
23	ISITUA, Chuks	22-7	384:42	17.5	38-72	.528	0-0	.000	15-31	.484	22	48	70	3.2	57	2	4	28	12	10	91	4.1
33	PANDEV, Dimitar	16-0	130:32	8.2	15-32	.469	4-12	.333	8-13	.615	9	19	28	1.8	10	0	6	10	1	1	42	2.6
Team											47	33	80					30				
<b>Total</b>		<b>22</b>	<b>4400</b>		<b>419-1100</b>	<b>.381</b>	<b>113-399</b>	<b>.283</b>	<b>191-292</b>	<b>.654</b>	<b>221</b>	<b>469</b>	<b>690</b>	<b>31.4</b>	<b>407</b>	<b>7</b>	<b>226</b>	<b>367</b>	<b>53</b>	<b>118</b>	<b>1142</b>	<b>51.9</b>
<b>Opponents</b>		<b>22</b>	<b>4400</b>		<b>491-1124</b>	<b>.437</b>	<b>170-478</b>	<b>.356</b>	<b>322-423</b>	<b>.761</b>	<b>216</b>	<b>504</b>	<b>720</b>	<b>32.7</b>	<b>325</b>	<b>5</b>	<b>261</b>	<b>293</b>	<b>60</b>	<b>160</b>	<b>1474</b>	<b>67.0</b>

### Team Statistics

	IUPUI	OPP
<b>Scoring</b>	<b>1142</b>	<b>1474</b>
Points per game	51.9	67.0
Scoring margin	-15.1	-
<b>Field goals-att</b>	<b>419-1100</b>	<b>491-1124</b>
Field goal pct	.381	.437
<b>3 point fg-att</b>	<b>113-399</b>	<b>170-478</b>
3-point FG pct	.283	.356
3-pt FG made per game	5.1	7.7
<b>Free throws-att</b>	<b>191-292</b>	<b>322-423</b>
Free throw pct	.654	.761
F-Throws made per game	8.7	14.6
<b>Rebounds</b>	<b>690</b>	<b>720</b>
Rebounds per game	31.4	32.7
Rebounding margin	-1.4	-
<b>Assists</b>	<b>226</b>	<b>261</b>
Assists per game	10.3	11.9
<b>Turnovers</b>	<b>367</b>	<b>293</b>
Turnovers per game	16.7	13.3
Turnover margin	-3.4	-
Assist/turnover ratio	0.6	0.9
<b>Steals</b>	<b>118</b>	<b>160</b>
Steals per game	5.4	7.3
<b>Blocks</b>	<b>53</b>	<b>60</b>
Blocks per game	2.4	2.7
<b>Winning streak</b>	<b>0</b>	<b>-</b>
Home win streak	0	-
<b>Attendance</b>	<b>7111</b>	<b>29545</b>
Home games-Avg/Game	11-646	9-3283
Neutral site-Avg/Game	-	2-173

### Team Results

Date	Opponent	Score	Att.
11/09/2021	at Butler	L 47-56	7134
11/11/2021	at Evansville	L 40-60	3145
11/15/2021	vs Denver	L 47-63	197
11/16/2021	vs A&M-Corpus Christi	L 59-65	148
11/17/2021	at UTSA	L 57-60	678
11/23/2021	Spalding	W 61-41	603
12/02/2021	Detroit Mercy	L 45-69	892
12/04/2021	Oakland	L 45-78	898
12/10/2021	at Tennessee St.	L 44-70	334
12/16/2021	Chicago St.	L 55-61	725
12/21/2021	Morehead St.	L 52-80	728
01/08/2022	at Wright St.	L 58-72	2967
01/10/2022	UIC	L 65-67	613
01/13/2022	at Green Bay	L 54-69	1342
01/15/2022	at Milwaukee	L 54-89	2091
01/18/2022	at Ohio St.	L 37-83	10666
01/20/2022	Wright St.	L 45-73	692
01/22/2022	Northern Ky.	L 41-60	795
01/31/2022	East-West U.	W 75-59	163
02/03/2022	Youngstown St.	L 55-61	420
02/05/2022	Robert Morris	L 49-66	582
02/10/2022	at Purdue Fort Wayne	L 57-72	1188

## 2021-2022 IUPUI HORIZON LEAGUE ONLY STATISTICS

### Game Records

Record	Overall	Home	Away	Neutral
ALL GAMES	0-11	0-7	0-4	0-0
CONFERENCE	0-11	0-7	0-4	0-0
NON-CONFERENCE	0-0	0-0	0-0	0-0

### Score by Periods

Team	1st	2nd	OT	TOT
IUPUI	249	319	0	568
Opponents	369	407	0	776

### Team Box Score

No.	Player				Total		3-Point		F-Throw		Rebounds											
		GP-GS	MIN	AVG	FG-FGA	FG%	3FG-3FGA	3FG%	FT-FTA	FT%	OFF	DEF	TOT	AVG	PF	DQ	A	TO	BLK	STL	PTS	AVG
00	MAXWELL, B.J.	11-10	360:37	32.8	54-139	.388	14-55	.255	20-27	.741	15	34	49	4.5	34	1	12	20	3	9	142	12.9
4	LASTRAP, Bakari	11-4	283:31	25.8	34-87	.391	6-13	.462	18-28	.643	8	21	29	2.6	20	0	30	34	0	7	92	8.4
12	SEAY, Azariah	7-3	139:03	19.9	20-58	.345	3-18	.167	6-6	1.000	7	15	22	3.1	16	0	7	8	1	6	49	7.0
2	HARVEY, Bobby	1-0	18:54	18.9	2-6	.333	2-3	.667	0-1	.000	0	2	2	2.0	5	1	0	3	0	0	6	6.0
24	CARRASCO, Jonah	8-8	186:42	23.3	16-35	.457	0-0	.000	14-24	.583	10	18	28	3.5	19	1	5	14	6	5	46	5.8
10	DEPERSIA, Mike	10-6	291:17	29.1	20-48	.417	10-20	.500	6-8	.750	7	22	29	2.9	18	0	36	13	0	11	56	5.6
5	MCCLURE, Nathan	10-10	315:49	31.6	19-48	.396	11-30	.367	6-6	1.000	14	31	45	4.5	28	0	13	24	3	17	55	5.5
25	STANTON III, Boston	11-8	286:43	26.1	20-73	.274	10-40	.250	6-8	.750	3	21	24	2.2	19	0	6	28	1	7	56	5.1
1	PRUITT, KJ	2-2	63:49	31.9	5-13	.385	0-3	.000	0-0	.000	4	6	10	5.0	7	0	7	6	0	2	10	5.0
23	ISITUA, Chuks	11-4	209:09	19.0	21-43	.488	0-0	.000	4-9	.444	12	28	40	3.6	33	2	1	12	5	6	46	4.2
33	PANDEV, Dimitar	6-0	44:27	7.4	3-13	.231	1-6	.167	3-4	.750	5	6	11	1.8	4	0	2	6	0	0	10	1.7
Team											21	14	35				10					
<b>Total</b>		<b>11</b>	<b>2200</b>		<b>214-563</b>	<b>.380</b>	<b>57-188</b>	<b>.303</b>	<b>83-121</b>	<b>.686</b>	<b>106</b>	<b>218</b>	<b>324</b>	<b>29.5</b>	<b>203</b>	<b>5</b>	<b>119</b>	<b>178</b>	<b>19</b>	<b>70</b>	<b>568</b>	<b>51.6</b>
<b>Opponents</b>		<b>11</b>	<b>2200</b>		<b>260-565</b>	<b>.460</b>	<b>90-253</b>	<b>.356</b>	<b>166-208</b>	<b>.798</b>	<b>105</b>	<b>260</b>	<b>365</b>	<b>33.2</b>	<b>156</b>	<b>3</b>	<b>142</b>	<b>143</b>	<b>34</b>	<b>77</b>	<b>776</b>	<b>70.5</b>

### Team Statistics

	IUPUI	OPP
<b>Scoring</b>	<b>568</b>	<b>776</b>
Points per game	51.6	70.5
Scoring margin	-18.9	-
<b>Field goals-att</b>	<b>214-563</b>	<b>260-565</b>
Field goal pct	.380	.460
<b>3 point fg-att</b>	<b>57-188</b>	<b>90-253</b>
3-point FG pct	.303	.356
3-pt FG made per game	5.2	8.2
<b>Free throws-att</b>	<b>83-121</b>	<b>166-208</b>
Free throw pct	.686	.798
F-Throws made per game	7.5	15.1
<b>Rebounds</b>	<b>324</b>	<b>365</b>
Rebounds per game	29.5	33.2
Rebounding margin	-3.7	-
<b>Assists</b>	<b>119</b>	<b>142</b>
Assists per game	10.8	12.9
<b>Turnovers</b>	<b>178</b>	<b>143</b>
Turnovers per game	16.2	13.0
Turnover margin	-3.2	-
Assist/turnover ratio	0.7	1.0
<b>Steals</b>	<b>70</b>	<b>77</b>
Steals per game	6.4	7.0
<b>Blocks</b>	<b>19</b>	<b>34</b>
Blocks per game	1.7	3.1
<b>Winning streak</b>	<b>0</b>	<b>-</b>
Home win streak	0	-
<b>Attendance</b>	<b>4892</b>	<b>7588</b>
Home games-Avg/Game	7-699	4-1897
Neutral site-Avg/Game	-	0-0

### Team Results

Date	Opponent		Score	Att.
12/02/2021	Detroit Mercy	L	45-69	892
12/04/2021	Oakland	L	45-78	898
01/08/2022	at Wright St.	L	58-72	2967
01/10/2022	UIC	L	65-67	613
01/13/2022	at Green Bay	L	54-69	1342
01/15/2022	at Milwaukee	L	54-89	2091
01/20/2022	Wright St.	L	45-73	692
01/22/2022	Northern Ky.	L	41-60	795
02/03/2022	Youngstown St.	L	55-61	420
02/05/2022	Robert Morris	L	49-66	582
02/10/2022	at Purdue Fort Wayne	L	57-72	1188



## 2021-2022 STATISTICAL SPLITS

### Wins (2 totals)

No.	Player				Total		3-Point		F-Throw		Rebounds											
		GP-GS	MIN	AVG	FG-FGA	FG%	3FG-3FGA	3FG%	FT-FTA	FT%	OFF	DEF	TOT	AVG	PF	DQ	A	TO	BLK	STL	PTS	AVG
4	LASTRAP, Bakari	2-1	56:05	28.0	9-20	.450	1-4	.250	10-14	.714	1	5	6	3.0	7	0	6	11	0	3	29	14.5
10	DEPERSIA, Mike	1-1	38:20	38.3	4-7	.571	1-2	.500	5-6	.833	2	3	5	5.0	1	0	5	0	0	2	14	14.0
00	MAXWELL, B.J.	1-1	39:16	39.3	5-13	.385	1-5	.200	2-2	1.000	3	9	12	12.0	1	0	4	1	0	1	13	13.0
24	CARRASCO, Jonah	2-2	51:30	25.8	9-12	.750	0-0	.000	3-9	.333	6	10	16	8.0	4	0	2	4	9	0	21	10.5
5	MCCLURE, Nathan	2-2	62:49	31.4	7-17	.412	2-9	.222	3-6	.500	7	14	21	10.5	2	0	4	3	0	1	19	9.5
25	STANTON III, Boston	1-1	26:19	26.3	2-8	.250	2-6	.333	2-2	1.000	0	0	0	0.0	2	0	2	3	0	0	8	8.0
12	SEAY, Azariah	1-0	18:15	18.3	3-4	.750	1-2	.500	1-2	.500	2	4	6	6.0	2	0	0	3	0	0	8	8.0
33	PANDEV, Dimitar	1-0	15:58	16.0	3-5	.600	1-3	.333	0-0	.000	1	3	4	4.0	0	0	2	1	0	1	7	7.0
1	PRUITT, KJ	1-1	31:02	31.0	2-5	.400	1-2	.500	0-0	.000	0	1	1	1.0	1	0	2	0	1	2	5	5.0
2	HARVEY, Bobby	1-1	27:12	27.2	2-8	.250	1-6	.167	0-0	.000	0	3	3	3.0	2	0	2	1	0	3	5	5.0
23	ISITUA, Chuks	2-0	33:14	16.6	2-5	.400	0-0	.000	3-6	.500	2	7	9	4.5	6	0	1	5	2	1	7	3.5
Team											5 4 9				5							
<b>Total</b>		<b>2</b>	<b>400</b>		<b>48-104</b>	<b>.462</b>	<b>11-39</b>	<b>.282</b>	<b>29-47</b>	<b>.617</b>	<b>29</b>	<b>63</b>	<b>92</b>	<b>46.0</b>	<b>28</b>	<b>0</b>	<b>30</b>	<b>37</b>	<b>12</b>	<b>14</b>	<b>136</b>	<b>68.0</b>
<b>Opponents</b>		<b>2</b>	<b>400</b>		<b>39-111</b>	<b>.351</b>	<b>10-34</b>	<b>.294</b>	<b>12-18</b>	<b>.667</b>	<b>14</b>	<b>34</b>	<b>48</b>	<b>24.0</b>	<b>34</b>	<b>1</b>	<b>14</b>	<b>33</b>	<b>2</b>	<b>15</b>	<b>100</b>	<b>50.0</b>

### Losses (20 total)

No.	Player				Total		3-Point		F-Throw		Rebounds											
		GP-GS	MIN	AVG	FG-FGA	FG%	3FG-3FGA	3FG%	FT-FTA	FT%	OFF	DEF	TOT	AVG	PF	DQ	A	TO	BLK	STL	PTS	AVG
00	MAXWELL, B.J.	20-19	640:33	32.0	85-239	.356	25-102	.245	45-56	.804	23	62	85	4.3	61	1	15	32	8	15	240	12.0
4	LASTRAP, Bakari	20-5	459:47	23.0	57-141	.404	7-20	.350	26-42	.619	11	29	40	2.0	37	0	47	63	0	13	147	7.4
12	SEAY, Azariah	16-4	288:58	18.1	40-112	.357	7-41	.171	14-17	.824	16	27	43	2.7	33	1	12	22	1	10	101	6.3
1	PRUITT, KJ	9-9	239:10	26.6	17-41	.415	3-12	.250	8-13	.615	8	22	30	3.3	18	0	16	31	3	8	45	5.0
10	DEPERSIA, Mike	16-8	417:12	26.1	27-69	.391	15-32	.469	9-15	.600	8	36	44	2.8	31	1	47	19	0	13	78	4.9
5	MCCLURE, Nathan	19-17	535:14	28.2	32-84	.381	17-55	.309	10-11	.909	23	56	79	4.2	50	0	21	32	3	22	91	4.8
25	STANTON III, Boston	20-17	491:49	24.6	32-124	.258	16-64	.250	9-15	.600	4	41	45	2.3	32	0	21	49	2	9	89	4.5
23	ISITUA, Chuks	20-7	351:28	17.6	36-67	.537	0-0	.000	12-25	.480	20	41	61	3.1	51	2	3	23	10	9	84	4.2
2	HARVEY, Bobby	8-0	144:54	18.1	11-40	.275	9-25	.360	2-3	.667	4	16	20	2.5	16	1	5	6	1	0	33	4.1
24	CARRASCO, Jonah	17-14	316:21	18.6	22-52	.423	0-0	.000	19-35	.543	25	31	56	3.3	40	1	5	19	12	5	63	3.7
33	PANDEV, Dimitar	15-0	114:34	7.6	12-27	.444	3-9	.333	8-13	.615	8	16	24	1.6	10	0	4	9	1	0	35	2.3
Team											42 29 71				25							
<b>Total</b>		<b>20</b>	<b>4000</b>		<b>371-996</b>	<b>.372</b>	<b>102-360</b>	<b>.283</b>	<b>162-245</b>	<b>.661</b>	<b>192</b>	<b>406</b>	<b>598</b>	<b>29.9</b>	<b>379</b>	<b>7</b>	<b>196</b>	<b>330</b>	<b>41</b>	<b>104</b>	<b>1006</b>	<b>50.3</b>
<b>Opponents</b>		<b>20</b>	<b>4000</b>		<b>452-1013</b>	<b>.446</b>	<b>160-444</b>	<b>.360</b>	<b>310-405</b>	<b>.765</b>	<b>202</b>	<b>470</b>	<b>672</b>	<b>33.6</b>	<b>291</b>	<b>4</b>	<b>247</b>	<b>260</b>	<b>58</b>	<b>145</b>	<b>1374</b>	<b>68.7</b>

### Home (2-9)

No.	Player				Total		3-Point		F-Throw		Rebounds											
		GP-GS	MIN	AVG	FG-FGA	FG%	3FG-3FGA	3FG%	FT-FTA	FT%	OFF	DEF	TOT	AVG	PF	DQ	A	TO	BLK	STL	PTS	AVG
00	MAXWELL, B.J.	10-10	344:52	34.5	49-125	.392	14-47	.298	17-21	.810	16	33	49	4.9	29	0	12	20	2	8	129	12.9
4	LASTRAP, Bakari	11-5	290:21	26.4	40-99	.404	4-13	.308	27-38	.711	11	24	35	3.2	24	0	28	38	0	11	111	10.1
12	SEAY, Azariah	7-2	124:53	17.8	19-40	.475	4-15	.267	6-7	.857	6	12	18	2.6	17	1	4	13	1	7	48	6.9
10	DEPERSIA, Mike	8-5	245:00	30.6	19-44	.432	7-15	.467	9-12	.750	6	17	23	2.9	13	0	28	9	0	10	54	6.8
24	CARRASCO, Jonah	9-7	212:32	23.6	19-37	.514	0-0	.000	14-28	.500	16	26	42	4.7	17	0	4	16	15	1	52	5.8
25	STANTON III, Boston	10-8	269:11	26.9	19-76	.250	8-40	.200	8-11	.727	4	14	18	1.8	16	0	6	23	0	6	54	5.4
1	PRUITT, KJ	4-4	113:52	28.5	8-21	.381	1-5	.200	3-6	.500	4	9	13	3.3	9	0	11	8	1	5	20	5.0
23	ISITUA, Chuks	11-4	205:56	18.7	19-39	.487	0-0	.000	7-17	.412	15	30	45	4.1	31	2	2	10	7	6	45	4.1
33	PANDEV, Dimitar	6-0	59:12	9.9	8-15	.533	3-8	.375	5-8	.625	6	11	17	2.8	7	0	3	5	0	1	24	4.0
5	MCCLURE, Nathan	10-9	269:31	27.0	15-42	.357	5-23	.217	5-8	.625	16	37	53	5.3	24	0	10	25	2	8	40	4.0
2	HARVEY, Bobby	3-1	64:40	21.6	4-19	.211	3-13	.231	0-1	.000	0	6	6	2.0	9	1	2	5	1	3	11	3.7
Team											26 21 47				13							
<b>Total</b>		<b>11</b>	<b>2200</b>		<b>219-557</b>	<b>.393</b>	<b>49-179</b>	<b>.274</b>	<b>101-157</b>	<b>.643</b>	<b>126</b>	<b>240</b>	<b>366</b>	<b>33.3</b>	<b>196</b>	<b>4</b>	<b>110</b>	<b>185</b>	<b>29</b>	<b>66</b>	<b>588</b>	<b>53.5</b>
<b>Opponents</b>		<b>11</b>	<b>2200</b>		<b>241-567</b>	<b>.425</b>	<b>84-249</b>	<b>.337</b>	<b>149-187</b>	<b>.797</b>	<b>109</b>	<b>243</b>	<b>352</b>	<b>32.0</b>	<b>168</b>	<b>3</b>	<b>126</b>	<b>157</b>	<b>32</b>	<b>76</b>	<b>715</b>	<b>65.0</b>

### Road/Neutral (0-11)

No.	Player				Total		3-Point		F-Throw		Rebounds											
		GP-GS	MIN	AVG	FG-FGA	FG%	3FG-3FGA	3FG%	FT-FTA	FT%	OFF	DEF	TOT	AVG	PF	DQ	A	TO	BLK	STL	PTS	AVG
00	MAXWELL, B.J.	11-10	334:57	30.4	41-127	.323	12-60	.200	30-37	.811	10	38	48	4.4	33	1	7	13	6	8	124	11.3
5	MCCLURE, Nathan	11-10	328:32	29.9	24-59	.407	14-41	.341	8-9	.889	14	33	47	4.3	28	0	15	10	1	15	70	6.4
12	SEAY, Azariah	10-2	182:20	18.2	24-76	.316	4-28	.143	9-12	.750	12	19	31	3.1	18	0	8	12	0	3	61	6.1
4	LASTRAP, Bakari	11-1	225:31	20.5	26-62	.419	4-11	.364	9-18	.500	1	10	11	1.0	20	0	25	36	0	5	65	5.9
1	PRUITT, KJ	6-6	156:20	26.1	11-25	.440	3-9	.333	5-7	.714	4	14	18	3.0	10	0	7	23	3	5	30	5.0
2	HARVEY, Bobby	6-0	107:26	17.9	9-29	.310	7-18	.389	2-2	1.000	4	13	17	2.8	9	0	5	2	0	0	27	4.5
10	DEPERSIA, Mike	9-4	210:32	23.4	12-32	.375	9-19	.474	5-9	.556	4	22	26	2.9	19	1	24	10	0	5	38	4.2
23	ISITUA, Chuks	11-3	178:46	16.3	19-33	.576	0-0	.000	8-14	.571	7	18	25	2.3	26	0	2	18	5	4	46	4.2
25	STANTON III, Boston	11-10	248:57	22.6	15-56	.268	10-30	.333	3-6	.500	0	27	27	2.5	18	0	17	29	2	3	43	3.9
24	CARRASCO, Jonah	10-9	155:19	15.5	12-27	.444	0-0	.000	8-16	.500	15	15	30	3.0	27	1	3	7	6	4	32	3.2
33	PANDEV, Dimitar	10-0	71:20	7.1	7-17	.412	1-4	.250	3-5	.600	3	8	11	1.1	3	0	3	5	1	0	18	1.8
Team											21 12 33				17							
<b>Total</b>		<b>11</b>	<b>2200</b>		<b>200-543</b>	<b>.368</b>	<b>64-220</b>	<b>.291</b>	<b>90-135</b>	<b>.667</b>	<b>95</b>	<b>229</b>	<b>324</b>	<b>29.5</b>	<b>211</b>	<b>3</b>	<b>116</b>	<b>182</b>	<b>24</b>	<b>52</b>	<b>554</b>	<b>50.4</b>
<b>Opponents</b>		<b>11</b>	<b>2200</b>		<b>250-557</b>	<b>.449</b>	<b>86-229</b>	<b>.376</b>	<b>173-236</b>	<b>.733</b>	<b>107</b>	<b>240</b>	<b>368</b>	<b>33.5</b>	<b>157</b>	<b>2</b>	<b>135</b>	<b>136</b>	<b>28</b>	<b>84</b>	<b>759</b>	<b>69.0</b>

## STARTING LINEUPS

Date	Opponent	Outcome	Name	Name	Name	Name	Name	First Sub (Time)
11/9	at Butler	L, 47-56	Maxwell	Pruitt	McClure	Stanton III	Carrasco	DePersia (16:59)
11/11	at Evansville	L, 40-60	Maxwell	Pruitt	McClure	Stanton III	Carrasco	DePersia (17:18)
11/15	vs. Denver	L, 47-63	Maxwell	Pruitt	McClure	Stanton III	Carrasco	Harvey (17:57)
11/16	vs. TAMUCC	L, 59-65	Maxwell	Pruitt	McClure	Stanton III	Carrasco	Isitua (18:12)
11/17	at UTSA	L, 57-60	Maxwell	Pruitt	McClure	Stanton III	Carrasco	Isitua/Seay (15:55)
11/23	Spalding	W, 61-41	Harvey	Pruitt	McClure	Stanton III	Carrasco	LaStrap/Isitua/Seay (15:18)
12/2	*Detroit Mercy	L, 45-69	Maxwell	Pruitt	McClure	Stanton III	Carrasco	DePersia/Harvey (16:28)
12/4	*Oakland	L, 45-78	Maxwell	Pruitt	McClure	Stanton III	Carrasco	DePersia/Isitua/Seay (14:14)
12/10	at Tennessee St.	L, 44-70	Maxwell	Pruitt	DePersia	Stanton III	Isitua	Carrasco/Harvey/McClure (15:53)
12/16	Chicago St.	L, 55-61	Maxwell	Pruitt	LaStrap	Stanton III	Isitua	Carrasco (17:21)
12/21	Morehead St.	L, 52-80	Maxwell	Seay	McClure	Stanton III	Isitua	LaStrap (17:05)
1/8	*at Wright St.	L, 58-72	Maxwell	Seay	McClure	Stanton III	Carrasco	LaStrap (17:27)
1/10	*UIC	L, 65-67	Maxwell	Seay	McClure	Stanton III	Carrasco	LaStrap (16:09)
1/13	*at Green Bay	L, 54-69	DePersia	Seay	McClure	Stanton III	Carrasco	Maxwell (16:36)
1/15	*at Milwaukee	L, 54-89	Maxwell	Isitua	McClure	Stanton III	Carrasco	DePersia (16:47)
1/18	at Ohio State	L, 37-83	Maxwell	DePersia	McClure	Stanton III	Carrasco	LaStrap (18:03)
1/20	*Wright St.	L, 45-73	Maxwell	DePersia	McClure	Stanton III	Carrasco	Isitua (15:51)
1/22	*Northern Ky.	L, 41-60	Maxwell	DePersia	LaStrap	Stanton III	Carrasco	Isitua (17:12)
1/31	East-West	W, 75-59	Maxwell	DePersia	McClure	LaStrap	Carrasco	Isitua (15:18)
2/3	*Youngstown St.	L, 55-61	Maxwell	DePersia	McClure	LaStrap	Isitua	Stanton III (14:07)
2/5	*Robert Morris	L, 49-66	Maxwell	DePersia	McClure	LaStrap	Isitua	Stanton III (14:40)
2/10	*at Purdue FW	L, 57-72	Maxwell	DePersia	McClure	LaStrap	Isitua	Stanton III (15:23)
2/12	*at Cleveland St.							
2/14	*at UIC							
2/17	*at Robert Morris							
2/19	*at Youngstown St.							
2/24	*Milwaukee							
2/26	*Green Bay							
3/1	HL - 1st Round							
3/3	HL - Quarterfinals							
3/7	HL - Semifinals							
3/8	HL - Championship							

### IUPUI TEAM HIGHS

<b>POINTS</b> .....	75	East-West.....	Jan. 31
<b>FG MADE</b> .....	26	(2x) last vs. East-West.....	Jan. 31
<b>FG ATT</b> .....	59	Robert Morris.....	Feb. 5
<b>FG PCT.</b> .....	52.0%	UIC.....	Jan. 10
<b>3FG MADE</b> .....	9	(2x) last at Purdue FW.....	Feb. 10
<b>3FG ATT</b> .....	27	vs. Denver.....	Nov. 15
<b>3FG PCT.</b> .....	41.2%	at Wright State.....	Jan. 8
<b>FT MADE</b> .....	19	East-West.....	Jan. 31
<b>FT ATT</b> .....	32	East-West.....	Jan. 31
<b>FT PCT</b> .....	80.0%	UIC.....	Jan. 10
<b>OFF. REB</b> .....	17	East-West.....	Jan. 31
<b>DEF. REB</b> .....	38	East-West.....	Jan. 31
<b>REB</b> .....	55	East-West.....	Jan. 31
<b>REB MARGIN</b> .....	+27	East-West.....	Jan. 31
<b>AST</b> .....	18	East-West.....	Jan. 31
<b>STL</b> .....	11	at Wright State.....	Jan. 8
<b>BLK</b> .....	8	East-West.....	Jan. 31
<b>TO</b> .....	25	vs. TAMUCC.....	Nov. 16
<b>TO MARGIN</b> .....	+13	Chicago State.....	Dec. 16
<b>FOULS</b> .....	26	Oakland.....	Dec. 4

### OPPONENT TEAM HIGHS

<b>POINTS</b> .....	89	at Milwaukee.....	Jan. 15
<b>FG MADE</b> .....	33	at Milwaukee.....	Jan. 15
<b>FG ATT</b> .....	67	East-West.....	Jan. 31
<b>FG PCT.</b> .....	62.3%	at Milwaukee.....	Jan. 15
<b>3FG MADE</b> .....	13	at Milwaukee.....	Jan. 15
<b>3FG ATT</b> .....	30	Chicago State.....	Dec. 16
<b>3FG PCT.</b> .....	52.0%	at Milwaukee.....	Jan. 15
<b>FT MADE</b> .....	28	Oakland.....	Dec. 4
<b>FT ATT</b> .....	35	vs. TAMUCC.....	Nov. 16
<b>FT PCT</b> .....	87.5%	Oakland.....	Dec. 4
<b>OFF. REB</b> .....	19	at UTSA.....	Nov. 17
<b>DEF. REB</b> .....	30	at Evansville.....	Nov. 11
<b>REB</b> .....	47	Chicago State.....	Dec. 16
<b>REB MARGIN</b> .....	+20	Chicago State.....	Dec. 16
<b>AST</b> .....	19	(2x) at Ohio State.....	Jan. 18
<b>STL</b> .....	12	(3x) last at Purdue FW.....	Feb. 10
<b>BLK</b> .....	6	(2x) last vs. RMU.....	Feb. 5
<b>TO</b> .....	24	Chicago State.....	Dec. 16
<b>TO MARGIN</b> .....	+15	Oakland.....	Dec. 4
<b>FOULS</b> .....	24	vs. TAMUCC.....	Nov. 16

### IUPUI PLAYER GAME HIGHS

<b>POINTS</b> .....	22	Maxwell vs. YSU (2/3)
<b>FG MADE</b> .....	9	Maxwell vs. YSU (2/3)
<b>FG ATT</b> .....	20	Maxwell vs. YSU (2/3)
<b>FG PCT.</b> .....	71.4%	Carrasco vs. East-West (1/31)
<i>(min. 5 made)</i>		
<b>3FG MADE</b> .....	5	McClure at Purdue FW (2/10)
<b>3FG ATT</b> .....	8	(2x) McClure at Purdue FW (2/10)
<b>3FG PCT.</b> .....	100%	Pandev vs. Morehead St. (12/21)
<i>(min. 2 made)</i>		
<b>FT MADE</b> .....	7	LaStrap vs. East-West (1/31)
<b>FT ATT</b> .....	10	LaStrap vs. East-West (1/31)
<b>FT PCT</b> .....	100%	(3x) Maxwell vs. RMU (2/5)
<i>(min. 3 made)</i>		
<b>REB</b> .....	14	McClure vs. East-West (1/31)
<b>AST</b> .....	6	(2x) LaStrap at Purdue FW (2/10)
<b>STL</b> .....	6	McClure at Wright St. (1/8)
<b>BLK</b> .....	7	Carrasco vs. East-West (1/31)
<b>TO</b> .....	7	(2x) LaStrap at Purdue FW (2/10)

### IUPUI TEAM LOWS

<b>POINTS</b> .....	37	at Ohio State.....	Jan. 18
<b>FG MADE</b> .....	13	at Ohio State.....	Jan. 18
<b>FG ATT</b> .....	40	at Ohio State.....	Jan. 18
<b>FG PCT.</b> .....	30.5%	Robert Morris.....	Feb. 5
<b>3FG MADE</b> .....	2	(2x) last vs. Wright St.....	Jan. 20
<b>3FG ATT</b> .....	10	vs. Wright St.....	Jan. 20
<b>3FG PCT.</b> .....	12.5%	Oakland.....	Dec. 4
<b>FT MADE</b> .....	3	Northern Ky.....	Jan. 22
<b>FT ATT</b> .....	4	Northern Ky.....	Jan. 22
<b>FT PCT</b> .....	40.0%	Youngstown State.....	Feb. 3
<b>OFF. REB</b> .....	4	at Purdue FW.....	Feb. 10
<b>DEF. REB</b> .....	13	at Ohio State.....	Jan. 18
<b>REB</b> .....	19	at Ohio State.....	Jan. 18
<b>REB MARGIN</b> .....	-20	Chicago State.....	Dec. 16
<b>AST</b> .....	5	Morehead State.....	Dec. 21
<b>STL</b> .....	1	Morehead State.....	Dec. 21
<b>BLK</b> .....	0	(5x) last at Purdue FW.....	Feb. 10
<b>TO</b> .....	9	at Butler.....	Nov. 9
<b>TO MARGIN</b> .....	-15	Oakland.....	Dec. 4
<b>FOULS</b> .....	10	East-West.....	Jan. 31

### OPPONENT TEAM LOWS

<b>POINTS</b> .....	41	Spalding.....	Nov. 23
<b>FG MADE</b> .....	15	at Butler.....	Nov. 9
<b>FG ATT</b> .....	38	at Evansville.....	Nov. 11
<b>FG PCT.</b> .....	33.3%	at UTSA.....	Nov. 17
<b>3FG MADE</b> .....	0	Spalding.....	Nov. 23
<b>3FG ATT</b> .....	7	Spalding.....	Nov. 23
<b>3FG PCT.</b> .....	00.0%	Spalding.....	Nov. 23
<b>FT MADE</b> .....	3	East-West.....	Jan. 31
<b>FT ATT</b> .....	5	East-West.....	Jan. 31
<b>FT PCT</b> .....	54.2%	vs. Denver.....	Nov. 15
<b>OFF. REB</b> .....	3	at Evansville.....	Nov. 11
<b>DEF. REB</b> .....	14	(2x) last vs. Spalding.....	Nov. 23
<b>REB</b> .....	20	(2x) last vs. East-West.....	Jan. 31
<b>REB MARGIN</b> .....	-27	East-West.....	Jan. 31
<b>AST</b> .....	3	Spalding.....	Nov. 23
<b>STL</b> .....	2	Robert Morris.....	Feb. 5
<b>BLK</b> .....	0	(2x) last vs. TAMUCC.....	Nov. 16
<b>TO</b> .....	8	(2x) last at Ohio State.....	Jan. 18
<b>TO MARGIN</b> .....	-13	Chicago State.....	Dec. 16
<b>FOULS</b> .....	10	at Evansville.....	Nov. 11

### OPPOSING PLAYER GAME HIGHS

<b>POINTS</b> .....	22	K.J. Hunt vs. Denver (11/15)
<b>FG MADE</b> .....	9	K.J. Hunt vs. Denver (11/15)
<b>FG ATT</b> .....	25	De'Quanii Jackson vs. East-West (1/31)
<b>FG PCT.</b> .....	80.0%	Dedric Boyd at Tenn. St. (12/10)
<i>(min. 5 made)</i>		
<b>3FG MADE</b> .....	5	(4x) Jarred Godfrey at PFW (2/10)
<b>3FG ATT</b> .....	12	Antoine Davis vs. UDM (12/2)
<b>3FG PCT.</b> .....	100%	(2x) Myles Hunter vs. YSU (2/3)
<i>(min. 2 made)</i>		
<b>FT MADE</b> .....	10	(2x) Jalen Moore vs. Oakland (12/4)
<b>FT ATT</b> .....	13	Chuck Harris vs. Butler (11/9)
<b>FT PCT</b> .....	100%	Jalen Moore vs. Oakland (12/4)
<i>(min. 3 made)</i>		
<b>REB</b> .....	14	Cedrick Alley Jr. vs. UTSA (11/17)
<b>AST</b> .....	10	Antoine Davis vs. UDM (12/2)
<b>STL</b> .....	5	Bryson Langdon vs. NKU (1/22)
<b>BLK</b> .....	4	Teddy BayiBa Mendeng vs. Chi St. (12/16)
<b>TO</b> .....	8	Jahsean Corbett vs. Chicago St. (12/16)



IUPUI Hall of Famer **Matt Crenshaw** was named the tenth head coach of the Jaguars' men's basketball program in April 2021. Crenshaw, the program's all-time leader in assists and longtime assistant coach, was selected following a national search, facilitated by an IUPUI campus-wide search committee and assisted by Parker Executive Search. He brings 15 years of collegiate coaching experience to the Jaguar program.

Before his return to IUPUI, Crenshaw spent three seasons as an assistant at Ball State, serving as the Cardinals' co-defensive coordinator. In addition, he was instrumental in BSU's guard development, recruiting efforts and advance scouting. Under his tutelage, Ball State boasted All-Mid-American Conference performers Tayler Persons, Ishmael El-Amin, K.J. Walton and 2019-20 MAC Freshman of the Year Jarron Coleman. In addition, Ball State had the MAC's best scoring defense during the 2019-2020 season and captured a West Division championship before the season was halted due to COVID-19.

Crenshaw previously spent 12 seasons on the IUPUI bench, including his final seven years as the program's associate head coach. He was on the IUPUI coaching staff when the Jaguars notched a 26-7 mark in 2007-2008, led by the program's first NBA Draft pick, George Hill. While at IUPUI, he coached 15 all-league performers, two all-district honorees, three Mid-Major All-Americans and one CoSIDA Academic All-American.

His time on the IUPUI sidelines spanned the tenures of three head coaches, starting with his college coach Ron Hunter. Crenshaw was instrumental in a pair of firsts - leading the Jaguars to their first NCAA Tournament as a player and helping the program to its first postseason victory as a coach.

That victory came in the 2010 College Basketball Invitational as part of a 25-win season in which IUPUI fell one win shy of tying the program's single-season record for victories. That season also included one of the Jaguars' two trips to the Summit League championship game during Crenshaw's time on the bench.

In May of 2013, Crenshaw was selected from a competitive field of talented assistant coaches and invited to participate in the NCAA's A.C.E (Achieving Coaching Excellence) Program. The professional development seminar provided an opportunity to focus on training and education in the areas of leadership, communication, campus relations, media, community involvement and program management. He was able to implement much of the training as he has excelled in academic oversight and been active on campus, both at IUPUI and Ball State. He's also helped spearhead community service initiatives in both Indianapolis and Muncie.

As a player, Crenshaw gained national acclaim in March 2003 when his last second jumper sent IUPUI to a thrilling win over Valparaiso in the Mid-Continent Conference championship game and the program's first-ever NCAA Tournament berth.

The Charlottesville, Va.-native capped his collegiate career with an outstanding senior season, earning Mid-Con Defensive Player of the Year honors and Honorable Mention All Mid-Con honors. The 6-foot-2 guard averaged 11.7 points, 5.6 assists



## THE CRENSHAW FILE

<b>Alma Mater:</b>	IUPUI, '04
<b>Seasons with IUPUI:</b>	13th season overall; 1st as HC
<b>Career Record:</b>	2-20 (1st season)
<b>IUPUI Record:</b>	2-20 (1st season)
<b>Coaching Experience:</b>	2006-10, Asst. Coach, IUPUI 2010-18, Associate Head Coach, IUPUI 2018-21, Assistant Coach, Ball State 2021-present, Head Coach, IUPUI

and 4.4 rebounds per game as IUPUI went 21-11 overall. He shot 57.3 percent from the floor from his guard spot, while playing 36.3 minutes per game. He was a Preseason All Mid-Con selection prior to his senior season.

He finished his career ranked sixth in school history with 157 steals and led the Mid-Con as a junior and senior in assist-to-turnover ratio. He played in 123 career games, making 98 starts during his four years, totaling 923 points and 422 rebounds to accompany his school record 510 assists. He later had his No. 21 jersey retired by the program, becoming just the third former player to have his number retired to the IUPUI rafters.

After graduating from IUPUI in 2004, Crenshaw spent two years playing professionally both in the U.S. and overseas. He has played professionally in the ABA, Slovakia and Poland. While in Slovakia, he helped his squad to the Slovakian National Championship, while earning Playoff MVP honors. He was pegged by Eurobasket.com as the All-Slovakian League Import Player of the Year and First Team All-League before turning his attention to the coaching ranks.



**Cleveland State (4-6)**  
 H: 3-3, A: 1-3, N: 0-0  
 D1 era: 4-6, OT: 0-0

11-16-2001	H	82-65	W
12-18-2002	A	90-74	W
1-18-2018	A	67-70	L
2-8-2018	H	78-73	W
1-10-2019	H	90-74	W
2-16-2019	A	86-89	L
12-30-2019	H	80-82	L
1-30-2020	A	62-72	L
1-1-2021	H	62-65	L
1-2-2021	H	49-59	L

**OFFENSE SPUTTERS AS JAGUARS FALL TO CLEVELAND STATE, 59-49**

**INDIANAPOLIS** – The IUPUI basketball team put forth a strong defensive effort on Saturday night (Jan. 2), but couldn't find the range offensive as the Jaguars fell to Horizon League leader Cleveland State, 59-49. Senior Marcus Burk tallied a team-high 15 points and junior Azariah Seay scored all 14 of his points before halftime in the loss. Senior Elyjah Goss just missed a double-double with nine points and 10 rebounds and moved into second-place on the program's all-time rebounding list in the process.

Tre Gomillion led Cleveland State (6-3, 6-0 HL) with 18 points on 8-of-13 shooting and Torrey Patton chimed in with 12 points and six boards for the victors.

Turnovers plagued the Jaguars throughout as their 21 miscues led to 26 CSU points.

After the two sides played to a 28 all deadlock in the first half, CSU steadily build a 42-33 advantage early in the second half. The Jags struggled to connect from deep, missing six early attempts in the second stanza. Burk finally got the Jags going with back-to-back jumpers to cut the CSU lead back to five but Gomillion returned fire with five straight points of his own.

Each time IUPUI pulled close, a turnover or missed shot derailed any momentum, allowing CSU to build on its perfect Horizon League start.

"I think we're still trying to find our identity as a whole. I think it was just literally hitting shots on the offensive end," freshman Bakari LaStrap said. "We ran our (offensive) sets, but couldn't convert."

IUPUI, playing in the unfamiliar confines of the Jungle for the second time in many days, shot just 37 percent overall and 5-of-24 (20.8 percent) from three. Cleveland State was a more manageable 44 percent from the floor and 4-of-18 (22.2 percent) from three.

Senior Jaylen Minnett was held scoreless for just the second time in his collegiate career and first time since Jan. 27, 2018. His personal streak of consecutive games with a three came to a halt at 69 straight, ranking as the fifth-longest in NCAA Division I history and setting a new Horizon League record in the process. His personal offensive struggles on Saturday were a microcosm of the team's shooting woes.

Burk, Seay and Goss teamed to hit 15-of-26 (58 percent) shots while the remainder of the IUPUI roster made just 4-of-26 attempts (15.4 percent). Seay was 6-of-9 and scored half of the Jaguars' 28 first half points, while Goss finished 4-of-5 from the floor and also had three steals. LaStrap closed with four points and a team-high four assists as IUPUI delivered 13 assists on 19 buckets.

CSU won the glass 37-29 and outscored the hosts in the paint, 34-24.

After falling behind 6-3 in the opening three minutes, IUPUI fired back with a 12-2 run, fueled by 10 points from Seay. Seay struck back-to-back jumpers before Gomillion briefly stopped the bleeding, but Seay came back with a fast break layup off a Bakari LaStrap assist. Moments later, Goss tipped out a missed shot to a wide open Seay for a wing three, making it 15-8 at the 11:04 mark.

Seay later capped the Jaguars' first half scoring with a midrange jumper, but Gomillion made a fallaway jumper at the final horn to tie the score at the break.

**Cleveland St. 59 • 6-3,6-0 Horizon**

#	Player	Total		3-Ptr		Rebounds			PF	TP	A	TO	Blk	Stl	Min
		FG-FGA	FT-FTA	FG-FGA	FT-FTA	Off	Def	Tot							
35	Deante Johnson	f	1-2	0-0	1-2	1	7	8	1	3	3	1	1	1	24
03	Craig Beaudion	g	2-7	0-1	4-4	0	1	1	4	8	3	2	0	1	29
05	Tre Gomillion	g	8-13	1-3	1-2	0	4	4	2	18	0	2	0	1	26
24	Torrey Patton	g	5-10	2-5	0-2	2	4	6	1	12	1	3	0	3	31
55	D'Moi Hodge	g	2-4	0-2	1-2	0	4	4	1	5	2	7	0	5	26
00	Alec Oglesby	0-0	0-0	0-0	0	0	0	1	0	0	0	0	0	1	16
01	Demetrius Terry	0-0	0-0	0-0	0	0	0	2	0	0	0	0	0	2	2
02	Yahel Hill	1-2	0-1	0-0	0	1	1	1	2	1	3	0	0	11	11
11	Jaysen Woodrich	2-4	1-3	2-2	0	2	2	0	7	1	0	0	0	15	15
12	Algevon Eichelberger	2-8	0-1	0-0	4	1	5	1	4	1	3	1	2	20	20
	Team				2	4	6								
	Totals		23-52	4-18	9-14	9	28	37	14	59	12	21	2	14	200

FG % 1st Half: 13-28 46.4% 2nd half: 10-24 41.7% Game: 23-52 44.2%  
 3FG % 1st Half: 1-9 11.1% 2nd half: 3-9 33.3% Game: 4-18 22.2%  
 FT % 1st Half: 1-4 25.0% 2nd half: 8-10 80.0% Game: 9-14 64.3%

**IUPUI 49 • 1-2,0-2 Horizon**

#	Player	Total		3-Ptr		Rebounds			PF	TP	A	TO	Blk	Stl	Min
		FG-FGA	FT-FTA	FG-FGA	FT-FTA	Off	Def	Tot							
32	GOSS, Elyjah	f	4-5	0-0	1-2	3	7	10	1	9	1	0	0	3	38
33	PANDEV, Dimitar	f	0-4	0-2	0-0	0	1	1	0	0	3	1	1	1	16
02	HARVEY, Bobby	g	2-8	1-6	0-0	0	2	2	1	5	0	1	0	1	23
10	DePERSIA, Mike	g	0-2	0-2	0-0	0	1	1	1	0	2	3	0	2	13
14	BURK, Marcus	g	5-12	1-6	4-4	0	2	2	4	15	0	6	0	3	33
00	MINNETT, Jaylen	0-5	0-2	0-0	0	2	2	1	0	2	2	0	1	3	23
04	LaSTRAP, Bakari	1-4	1-1	1-2	0	3	3	4	4	4	2	0	3	21	21
05	McCLURE, Nathan	0-1	0-1	0-0	1	2	3	0	0	1	1	0	1	6	6
12	SEAY, Azariah	6-9	2-4	0-0	1	2	3	2	14	0	3	0	0	18	18
24	CARRASCO, Jonah	0-0	0-0	0-0	0	0	0	0	0	0	2	0	0	7	7
50	SHIRLEY, Acton	1-2	0-0	0-0	0	0	0	1	2	0	0	1	0	2	2
	Team				2	0	2								
	Totals		19-52	5-24	6-8	7	22	29	15	49	13	21	2	15	200

FG % 1st Half: 12-29 41.4% 2nd half: 7-23 30.4% Game: 19-52 36.5%  
 3FG % 1st Half: 4-12 33.3% 2nd half: 1-12 8.3% Game: 5-24 20.8%  
 FT % 1st Half: 0-0 0.0% 2nd half: 6-8 75.0% Game: 6-8 75.0%

Officials: Jon Campbell, Steve Honacki, Brian McNutt  
 Technical fouls: Cleveland St.-None. IUPUI-None.  
 Attendance:

Score by periods	1st	2nd	Total
Cleveland St.	28	31	59
IUPUI	28	21	49

	Points	In Paint	Off T/O	2nd Chance	Fast Break	Bench
CSU	34	26	8	15	13	13
IUPUI	24	14	11	2	20	20

**FORMER JAGUARS IN THE PROS**

**George Hill - Milwaukee Bucks (NBA)**

- averaging 7.7 ppg, 3.4 rpg and 2.5 apg this season
- 14th season in the NBA
- averages 10.9 ppg, 3.1 rpg and 3.1 apg for his career (841 games)

**Elyjah Goss - Boras Basket (Sweden)**

- averaging 8.5 ppg and 6.5 rpg in his first season
- Boras Basket (10-5) is ranked No. 3 in the Sweden Basketligan and is amidst a six-game winning streak

**Marcus Burk - Grand Rapids Gold (NBA G League)**

- averaging 6.6 ppg and ranks among the league leaders in 3FG% (44.7%)
- was recently flanked by four former NBA players on the court for Grand Rapids: Isaiah Thomas, Lance Stephenson & Nik Stauskas

**Ahmed Ismail - Duba Club (Saudi Arabia)**

- Averaging 25.0 ppg, 16.0 rpg and 1.5 bpg in four games for Duba
- Recently had a double-double of 26 pts, 31 reb and 4 blk

**Alex Young - Al Sharjah (UAE ULB)**

**Robert Glenn - Metros (Dominican Republic LNB)**

**D.J. McCall - Fort Wayne Mad Ants (NBA G League)**

**Kellon Thomas - Columbus Condors (TBL)**

**Zo Tyson - KFUM Kalmar (Sweden)**



## PLAYER BIOS




### B.J. MAXWELL

**Grad Student | Guard**  
**6-5 | 200**  
**Austin, Texas**  
**LBJ (St. Edward's Univ.)**

# #00

**Birthdate:** June 3, 1997 (age 24)  
**Major:** Public Relations MA



### KJ PRUITT

**Freshman | Guard**  
**6-4 | 203**  
**Lewisville, Texas**  
**Sunrise Christian Academy**

# #1

**Birthdate:** Sept. 8, 2000 (age 21)  
**Major:** Sports Management

#### CAREER/SEASON HIGHS

CAREER HIGH	CATEGORY	SEASON HIGH
22 vs. Youngstown St. (2/3/2022)	<b>PTS</b>	22 vs. Youngstown St. (2/3/2022)
12 vs. East-West (1/31/2022)	<b>REB</b>	12 vs. East-West (1/31/2022)
5 vs. Northwestern State (1/19/19)	<b>AST</b>	4 vs. East-West (1/31/2022)
9 vs. Youngstown St. (2/3/2022)	<b>FG</b>	9 vs. Youngstown St. (2/3/2022)
20 vs. Youngstown St. (2/3/2022)	<b>FGA</b>	20 vs. Youngstown St. (2/3/2022)
4 vs. Elon (11/22/18)	<b>3FG</b>	3 - 4x
8 vs. Youngstown St. (2/3/2022)	<b>3FGA</b>	8 vs. Youngstown St. (2/3/2022)
6 - twice	<b>FT</b>	6 vs. TAMUCC (11/16/2021)
6 - 3x	<b>FTA</b>	6 - twice
3 - 3x	<b>STL</b>	2 - 3x
2 - 6x	<b>BLK</b>	2 - twice
40 vs. Northern Kentucky (1/22/2022)	<b>MIN</b>	40 vs. Northern Kentucky (1/22/2022)

#### CAREER/SEASON HIGHS

CAREER HIGH	CATEGORY	SEASON HIGH
10 at Tennessee State (12/10/2021)	<b>PTS</b>	10 at Tennessee State (12/10/2021)
7 vs. TAMUCC (11/16/2021)	<b>REB</b>	7 vs. TAMUCC (11/16/2021)
4 - twice	<b>AST</b>	4 - twice
4 at Tennessee State (12/10/2021)	<b>FG</b>	4 at Tennessee State (12/10/2021)
8 - twice	<b>FGA</b>	8 - twice
1 - 4x	<b>3FG</b>	1 - 4x
3 at UTSA (11/17/2021)	<b>3FGA</b>	3 at UTSA (11/17/2021)
3 vs. Chicago State (12/16/2021)	<b>FT</b>	3 vs. Chicago State (12/16/2021)
6 vs. Chicago State (12/16/2021)	<b>FTA</b>	6 vs. Chicago State (12/16/2021)
2 - 3x	<b>STL</b>	2 - 3x
2 at UTSA (11/17/2021)	<b>BLK</b>	2 at UTSA (11/17/2021)
33 vs. Oakland (12/4/2021)	<b>MIN</b>	33 vs. Oakland (12/4/2021)

#### GAME-BY-GAME

Opponent	MIN	FG	3FG	FT	O-D-T	PF	A	TO	B	S	PTS
Anderson	21	6-9	1-3	0-0	0-1-1	3	0	0	0	0	13
at Butler*	27	4-11	2-7	4-6	0-6-6	2	0	0	2	1	14
at Evansville*	31	3-13	0-2	2-3	2-2-4	4	0	1	1	1	8
vs. Denver*	24	4-12	3-7	3-3	1-2-3	2	0	2	0	0	14
vs. TAMUCC*	36	4-12	0-5	6-6	1-4-5	3	0	4	0	1	14
at UTSA*	35	5-15	2-7	1-2	2-8-10	2	2	0	2	0	13
Spalding	did not play										
Detroit Mercy*	29	4-9	1-3	1-2	2-2-4	1	1	6	0	1	10
Oakland*	38	8-18	0-5	3-4	4-5-9	4	0	5	0	2	19
at Tenn. St.*	36	3-11	0-5	2-2	0-2-2	2	0	2	0	1	8
Chicgao St.*	33	6-11	3-4	5-5	2-2-4	4	1	0	0	2	20
Morehead St.*	31	1-7	1-6	0-0	0-1-1	4	0	1	0	0	3
at Wright St.*	30	2-8	1-4	2-3	2-5-7	3	2	1	0	1	7
UIC*	31	3-12	2-6	2-2	1-3-4	2	1	2	0	1	10
at Green Bay	33	6-11	3-7	3-4	0-3-3	2	1	0	0	2	18
at Milwaukee*	28	2-12	0-6	1-1	1-2-3	4	1	1	1	0	5
at Ohio State*	27	1-8	0-4	2-2	0-1-1	4	0	2	0	0	4
Wright St.*	36	3-8	1-2	0-0	0-5-5	3	2	2	0	1	7
Northern Ky.*	40	4-10	1-4	0-0	2-1-3	4	1	0	0	0	9
East-West*	39	5-13	1-5	2-2	3-9-12	1	4	1	0	1	13
Y'town St.*	38	9-20	3-8	1-3	1-4-5	2	0	1	1	0	22
Robert Morris*	30	6-17	1-4	3-3	1-1-2	4	2	2	1	0	16
at Purdue FW*	30	7-14	1-6	4-5	1-3-4	5	1	0	0	1	19
at Cleveland St.											
at UIC											
at Robert Morris											
at Y'town St.											
Milwaukee											
Green Bay											
HL - 1st Rd.											
HL - 2nd Rd.											
HL Semis											
HL Finals											

\* denotes starter

#### GAME-BY-GAME

Opponent	MIN	FG	3FG	FT	O-D-T	PF	A	TO	B	S	PTS
Anderson	19	3-7	0-1	3-4	0-0-0	2	0	0	0	2	9
at Butler*	22	2-5	0-2	0-0	0-2-2	1	0	2	0	0	4
at Evansville*	26	1-2	0-0	2-4	0-0-0	1	0	3	0	1	4
vs. Denver*	19	1-3	0-1	0-0	0-1-1	3	1	5	0	0	2
vs. TAMUCC*	28	1-2	1-1	2-2	1-6-7	4	4	5	0	1	5
at UTSA*	30	2-5	1-3	0-0	0-3-3	1	1	3	2	1	5
Spalding*	31	2-5	1-2	0-0	0-1-1	1	2	0	1	2	5
Detroit Mercy*	31	3-8	0-2	0-0	2-2-4	3	3	1	0	2	6
Oakland*	33	2-5	0-1	0-0	2-4-6	4	4	5	0	0	4
at Tenn. St.*	32	4-8	1-2	1-1	3-2-5	0	1	5	1	2	10
Chicgao St.*	19	1-3	0-0	3-6	0-2-2	1	2	2	0	1	5
Morehead St.	did not play										
at Wright St.	did not play										
UIC	did not play										
at Green Bay	did not play										
at Milwaukee	did not play										
at Ohio State	did not play										
Wright St.	did not play										
Northern Ky.	did not play										
East-West	did not play										
Y'town St.	did not play										
Robert Morris	did not play										
at Purdue FW	did not play										
at Cleveland St.											
at UIC											
at Robert Morris											
at Y'town St.											
Milwaukee											
Green Bay											
HL - 1st Rd.											
HL - 2nd Rd.											
HL Semis											
HL Finals											

\* denotes starter

#### CAREER STATS

Season	GP-GS	MIN-Avg	FG	Pct.	3FG	Pct.	FT	Pct.
2015-16*	Did not play - redshirted							
2016-17*	17-0	179-10.5	23-47	.489	11-24	.458	1-1	1.000
2017-18*	31-2	308-9.9	43-92	.467	11-31	.355	9-16	.563
2018-19*	24-19	642-26.8	79-161	.491	34-84	.405	29-34	.853
2019-20**	2-2	27-13.5	1-10	.100	0-5	.000	0-0	.000
2020-21***	20-20	581-29.1	144-303	.475	40-109	.367	43-54	.796
2021-22	21-20	681-32.4	90-252	.357	26-107	.243	47-58	.810
<b>TOTALS</b>	<b>21-20</b>	<b>681-32.4</b>	<b>90-252</b>	<b>.357</b>	<b>26-107</b>	<b>.243</b>	<b>47-58</b>	<b>.810</b>

#### CAREER STATS

Season	GP-GS	MIN-Avg	FG	Pct.	3FG	Pct.	FT	Pct.
2021-22	10-10	270-27.0	19-46	.413	4-14	.286	8-13	.615
<b>TOTALS</b>	<b>10-10</b>	<b>270-27.0</b>	<b>19-46</b>	<b>.413</b>	<b>4-14</b>	<b>.286</b>	<b>8-13</b>	<b>.615</b>


  

REBOUNDS							
Season	O-D-REB-AVG.	PF-DQ	AST	TO	BLK	STL	PTS-PPG
2021-22	8-23-31-3.1	19-0	18	31	4	10	50-5.0
<b>TOTALS</b>	<b>8-23-31-3.1</b>	<b>19-0</b>	<b>18</b>	<b>31</b>	<b>4</b>	<b>10</b>	<b>50-5.0</b>

REBOUNDS							
Season	O-D-REB-AVG.	PF-DQ	AST	TO	BLK	STL	PTS-PPG
2015-16*	Did not play - redshirted						
2016-17*	13-19-32-1.9	30-1	10	12	3	5	58-3.4
2017-18*	27-42-69-2.2	52-0	20	15	11	8	106-3.4
2018-19*	37-76-113-4.7	64-3	40	20	9	26	221-9.2
2019-20**	0-0-0-0.0	3-0	1	2	0	2	2-1.0
2020-21***	25-80-105-5.3	61-2	46	41	11	25	371-18.6
2021-22	26-71-97-4.6	62-1	19	33	8	16	253-12.0
<b>TOTALS</b>	<b>26-71-97-4.6</b>	<b>62-1</b>	<b>19</b>	<b>33</b>	<b>8</b>	<b>16</b>	<b>253-12.0</b>

\* at Abilene Christian; \*\* at Detroit Mercy; \*\*\* at Saint Edward's University State / TOTALS only reflect IUPUI totals

## PLAYER BIOS



### BOBBY HARVEY

# #2

**Senior | Guard**  
**6-3 | 200**  
**Chicago, Ill.**  
**Hillcrest (Wabash Valley J.C.)**

**Birthdate:** Nov. 20, 1999 (age 22)  
**Major:** General Studies



### BAKARI LaSTRAP

# #4

**Sophomore | Guard**  
**6-0 | 170**  
**Houston, Texas**  
**The Woodlands Christian Academy**

**Birthdate:** July 10, 2001 (age 20)  
**Major:** Business

#### CAREER/SEASON HIGHS

CAREER HIGH	CATEGORY	SEASON HIGH
18 at Milwaukee (1/8/21)	<b>PTS</b>	13 vs. Denver (11/15/2021)
6 vs. Denver (11/15/2021)	<b>REB</b>	6 vs. Denver (11/15/2021)
2-3x	<b>AST</b>	2 - twice
6 at Milwaukee (1/8/21)	<b>FG</b>	4 vs. Denver (11/15/2021)
13 at Milwaukee (1/8/21)	<b>FGA</b>	8 - twice
3 vs. Denver (11/15/2021)	<b>3FG</b>	3 vs. Denver (11/15/2021)
7 at Milwaukee (1/8/21)	<b>3FGA</b>	6 vs. Spalding (11/23/2021)
4 at Milwaukee (1/8/21)	<b>FT</b>	2 vs. Denver (11/15/2021)
6 at Milwaukee (1/8/21)	<b>FTA</b>	2 vs. Denver (11/15/2021)
3 vs. Spalding (11/23/2021)	<b>STL</b>	3 vs. Spalding (11/23/2021)
1-3x	<b>BLK</b>	1 vs. Chicago State (12/16/2021)
31 vs. Wright State (1/23/21)	<b>MIN</b>	28 vs. Spalding (11/23/2021)

#### CAREER/SEASON HIGHS

CAREER HIGH	CATEGORY	SEASON HIGH
19 vs. East-West (1/31/22)	<b>PTS</b>	19 vs. East-West (1/31/22)
7 vs. Youngstown St. (2/3/22)	<b>REB</b>	7 vs. Youngstown St. (2/3/22)
6 - twice	<b>AST</b>	6 at Purdue Fort Wayne (2/10/22)
7 - twice	<b>FG</b>	7 - twice
15 - twice	<b>FGA</b>	15 - twice
2 at Milwaukee (1/15/22)	<b>3FG</b>	2 at Milwaukee (1/15/22)
3 - 3x	<b>3FGA</b>	3 - twice
7 vs. East-West (1/31/22)	<b>FT</b>	7 vs. East-West (1/31/22)
10 vs. East-West (1/31/22)	<b>FTA</b>	10 vs. East-West (1/31/22)
3 - 4x	<b>STL</b>	3 vs. Robert Morris (2/5/22)
---	<b>BLK</b>	---
37 - 4x	<b>MIN</b>	37 - 4x

#### GAME-BY-GAME

Opponent	MIN	FG	3FG	FT	O-D-T	PF	A	TO	B	S	PTS
Anderson*	21	0-3	0-2	2-2	0-2-2	3	1	0	0	0	2
at Butler	17	0-5	0-3	0-0	0-1-1	3	2	0	0	0	0
at Evansville	19	1-2	1-2	0-0	1-2-3	1	1	1	0	0	3
vs. Denver	27	4-8	3-5	2-2	0-6-6	1	1	0	0	0	13
vs. TAMUCC	21	1-6	1-4	0-0	2-0-2	2	0	1	0	0	3
at UTSA	21	3-5	2-3	0-0	0-4-4	2	1	0	0	0	8
Spalding*	28	2-8	1-6	0-0	0-3-3	2	2	1	0	3	5
Detroit Mercy	19	2-6	2-3	0-1	0-2-2	5	0	3	0	0	6
Oakland	did not play										
at Tenn. St.	2	0-3	0-1	0-0	1-0-1	0	0	0	0	0	0
Chicgao St.	19	0-5	0-4	0-0	0-1-1	2	0	1	1	0	0
Morehead St.	did not play										
at Wright St.	did not play										
UIC	did not play										
at Green Bay	did not play										
at Milwaukee	did not play										
at Ohio State	did not play										
Wright St.	did not play										
Northern Ky.	did not play										
East-West	did not play										
Y'town St.	did not play										
Robert Morris	did not play										
at Purdue FW	did not play										
at Cleveland St.	did not play										
at UIC	did not play										
at Robert Morris	did not play										
at Y'town St.	did not play										
Milwaukee	did not play										
Green Bay	did not play										
HL - 1st Rd.	did not play										
HL - 2nd Rd.	did not play										
HL Semis	did not play										
HL Finals	did not play										

\* denotes starter

#### GAME-BY-GAME

Opponent	MIN	FG	3FG	FT	O-D-T	PF	A	TO	B	S	PTS
Anderson*	17	2-7	0-1	0-0	0-1-1	1	4	1	0	1	4
at Butler	17	4-7	0-1	0-0	0-1-1	4	1	1	0	2	8
at Evansville	13	3-7	0-0	0-0	0-2-2	0	1	3	0	1	6
vs. Denver	20	0-5	0-2	0-0	1-1-2	4	4	6	0	1	0
vs. TAMUCC	4	0-1	0-1	0-2	0-0-0	2	0	5	0	0	0
at UTSA	19	3-4	0-0	0-2	0-1-1	1	4	3	0	1	6
Spalding	19	3-5	1-1	3-4	0-3-3	4	2	5	0	1	10
Detroit Mercy	13	0-4	0-0	2-2	0-1-1	0	4	0	0	0	2
Oakland	13	1-5	1-3	0-0	0-2-2	2	1	2	0	0	3
at Tenn. St.	16	3-3	1-1	0-1	0-0-0	1	1	3	0	0	7
Chicgao St.*	21	1-8	0-1	3-4	0-0-0	1	2	1	0	1	5
Morehead St.	35	5-11	0-0	1-1	2-2-4	3	3	5	0	0	11
at Wright St.	35	3-10	1-2	4-6	0-1-1	1	5	1	0	0	11
UIC	25	7-10	1-1	1-2	1-2-3	3	3	2	0	2	16
at Green Bay	14	0-1	0-0	0-0	0-1-1	2	1	4	0	0	0
at Milwaukee	18	3-5	2-2	1-2	0-0-0	0	1	1	0	0	9
at Ohio State	30	4-8	0-1	4-4	0-1-1	1	1	2	0	0	12
Wright St.	23	4-6	0-0	2-2	2-4-6	2	2	3	0	0	10
Northern Ky.*	31	4-9	1-1	2-2	1-3-4	2	1	6	0	2	11
East-West*	37	6-15	0-3	7-10	1-2-3	3	4	6	0	2	19
Y'town St.*	37	7-15	0-2	1-4	4-3-7	2	4	7	0	0	15
Robert Morris*	37	2-11	0-1	5-7	0-2-2	2	2	1	0	3	9
at Purdue FW*	37	3-11	0-1	0-1	0-2-2	4	6	7	0	0	6
at Cleveland St.	did not play										
at UIC	did not play										
at Robert Morris	did not play										
at Y'town St.	did not play										
Milwaukee	did not play										
Green Bay	did not play										
HL - 1st Rd.	did not play										
HL - 2nd Rd.	did not play										
HL Semis	did not play										
HL Finals	did not play										

\* denotes starter

#### CAREER STATS

Season	GP-GS	MIN-Avg	FG	Pct.	3FG	Pct.	FT	Pct.
2020-21	14-4	255-18.2	27-71	.380	16-44	.364	8-15	.533
2021-22	9-1	174-19.3	13-48	.271	10-31	.323	2-3	.667
<b>TOTALS</b>	<b>23-5</b>	<b>429-18.7</b>	<b>40-119</b>	<b>.336</b>	<b>26-75</b>	<b>.347</b>	<b>10-18</b>	<b>.556</b>

#### REBOUNDS

Season	O-D-REB-AVG.	PF-DQ	AST	TO	BLK	STL	PTS-PPG
2020-21	5-30-35-2.5	26-0	5	14	2	3	78-5.6
2021-22	4-19-23-2.6	18-1	7	7	1	3	38-4.2
<b>TOTALS</b>	<b>9-49-58-2.5</b>	<b>44-1</b>	<b>12</b>	<b>21</b>	<b>3</b>	<b>6</b>	<b>116-5.0</b>

#### CAREER STATS


Season	GP-GS	MIN-Avg	FG	Pct.	3FG	Pct.	FT	Pct.
2020-21	18-1	235-13.1	16-56	.286	3-13	.231	16-25	.640
2021-22	22-6	515-23.4	66-161	.410	8-24	.333	36-56	.643
<b>TOTALS</b>	<b>40-7</b>	<b>750-18.8</b>	<b>82-217</b>	<b>.378</b>	<b>11-37</b>	<b>.297</b>	<b>52-81</b>	<b>.642</b>

#### REBOUNDS

Season	O-D-REB-AVG.	PF-DQ	AST	TO	BLK	STL	PTS-PPG
2020-21	8-17-25-1.4	27-0	24	22	0	13	51-2.8
2021-22	12-34-46-2.1	44-0	53	74	0	16	176-8.0
<b>TOTALS</b>	<b>20-51-71-1.8</b>	<b>71-0</b>	<b>77</b>	<b>96</b>	<b>0</b>	<b>29</b>	<b>227-5.7</b>



## PLAYER BIOS




### NATHANMcCLURE

**Junior | Guard**  
**6-4 | 175**  
**Houston, Texas**  
**Concordia Lutheran (State Fair C.C.)**

# #5

**Birthdate:** Feb. 18, 2000 (age 21)  
**Major:** General Studies



### MIKEDePERSIA

**Junior | Guard**  
**5-11 | 175**  
**Cherry Hill, N.J.**  
**Haddonfield Memorial**

# #10

**Birthdate:** Apr. 30, 2000 (age 21)  
**Major:** Finance

#### CAREER/SEASON HIGHS

CAREER HIGH	CATEGORY	SEASON HIGH
17 at Purdue Fort Wayne (2/10/22)	<b>PTS</b>	17 at Purdue Fort Wayne (2/10/22)
14 vs. East-West (1/31/2022)	<b>REB</b>	14 vs. East-West (1/31/2022)
4 at Tennessee State (12/10/2021)	<b>AST</b>	4 at Tennessee State (12/10/2021)
6 at Purdue Fort Wayne (2/10/22)	<b>FG</b>	6 at Purdue Fort Wayne (2/10/22)
11 vs. East-West (1/31/2022)	<b>FGA</b>	11 vs. East-West (1/31/2022)
5 at Purdue Fort Wayne (2/10/22)	<b>3FG</b>	5 at Purdue Fort Wayne (2/10/22)
8 at Purdue Fort Wayne (2/10/22)	<b>3FGA</b>	8 at Purdue Fort Wayne (2/10/22)
8 at Youngstown State (2/20/21)	<b>FT</b>	6 at Milwaukee (1/15/22)
8 at Youngstown State (2/20/21)	<b>FTA</b>	6 at Milwaukee (1/15/22)
6 at Wright State (1/8/22)	<b>STL</b>	6 at Wright State (1/8/22)
1 - 7x	<b>BLK</b>	1 - 3x
40 - 3x	<b>MIN</b>	40 - 3x

#### CAREER/SEASON HIGHS

CAREER HIGH	CATEGORY	SEASON HIGH
14 vs. East-West (1/31/2022)	<b>PTS</b>	14 vs. East-West (1/31/2022)
9 vs. UIC (2/13/21)	<b>REB</b>	6 - twice
14 vs. UIC (2/12/21)	<b>AST</b>	6 vs. Robert Morris (2/5/2022)
5 at Youngstown State (2/19/21)	<b>FG</b>	4 - twice
10 vs. Northern Kentucky (1/22/2022)	<b>FGA</b>	10 vs. Northern Kentucky (1/22/2022)
2 - 3x	<b>3FG</b>	2 - 3x
4 - 3x	<b>3FGA</b>	4 - twice
6 vs. Wright State (1/10/20)	<b>FT</b>	5 vs. East-West (1/31/2022)
10 vs. Wright State (1/10/20)	<b>FTA</b>	6 vs. East-West (1/31/2022)
3 - 6x	<b>STL</b>	3 at Purdue Fort Wayne (2/10/22)
1 - twice	<b>BLK</b>	---
39 vs. Northern Kentucky (1/22/2022)	<b>MIN</b>	39 vs. Northern Kentucky (1/22/2022)

#### GAME-BY-GAME

Opponent	MIN	FG	3FG	FT	O-D-T	PF	A	TO	B	S	PTS
Anderson	18	1-1	1-1	0-2	2-7-9	2	2	0	0	0	3
at Butler*	20	1-4	0-3	0-1	1-4-5	1	0	0	0	1	2
at Evansville*	29	2-6	1-3	0-0	0-3-3	3	1	0	0	0	5
vs. Denver*	24	3-7	1-4	0-0	2-3-5	3	0	0	0	1	7
vs. TAMUCC*	26	3-7	2-6	2-2	1-6-7	2	2	2	0	1	10
at UTSA*	22	2-4	1-3	0-0	1-1-2	2	0	0	0	1	5
Spalding*	27	2-6	0-3	1-2	2-5-7	1	1	0	0	0	5
Detroit Mercy*	12	0-2	0-1	0-0	0-2-2	2	0	1	0	0	0
Oakland*	20	1-1	0-0	0-0	0-2-2	4	0	2	0	0	2
at Tenn. St.	29	1-4	0-3	0-0	1-4-5	4	4	1	0	0	2
Chicgao St.	24	0-2	0-1	0-0	1-0-1	3	0	2	0	1	0
Morehead St.*	13	0-0	0-0	2-2	2-2-4	2	1	2	0	0	2
at Wright St.*	36	2-3	1-1	0-0	2-4-6	3	2	3	0	6	5
UIC*	37	4-6	1-3	0-0	2-4-6	3	0	4	0	2	9
at Green Bay*	40	3-7	2-4	0-0	2-2-4	3	3	0	1	1	8
at Milwaukee*	30	0-6	0-4	6-6	4-2-6	3	2	1	0	3	6
at Ohio State*	31	1-2	1-2	0-0	0-2-2	2	0	1	0	0	3
Wright St.*	23	0-2	0-1	0-0	0-2-2	2	2	3	0	2	0
Northern Ky.	did not play										
East-West*	36	5-11	2-6	2-4	5-9-14	1	3	3	0	1	14
Y'town St.*	38	1-4	1-4	0-0	2-8-10	3	0	3	1	1	3
Robert Morris*	40	2-8	1-4	0-0	2-3-5	3	3	5	1	1	5
at Purdue FW*	40	6-9	5-8	0-0	0-2-2	2	1	2	0	1	17
at Cleveland St.	did not play										
at UIC	did not play										
at Robert Morris	did not play										
at Y'town St.	did not play										
Milwaukee	did not play										
Green Bay	did not play										
HL - 1st Rd.	did not play										
HL - 2nd Rd.	did not play										
HL Semis	did not play										
HL Finals	did not play										

\* denotes starter

#### GAME-BY-GAME

Opponent	MIN	FG	3FG	FT	O-D-T	PF	A	TO	B	S	PTS
Anderson*	17	2-3	0-0	2-3	0-1-1	1	2	1	0	1	6
at Butler	16	0-0	0-0	0-2	0-1-1	1	1	0	0	0	0
at Evansville	19	1-2	0-0	0-0	0-2-2	5	3	1	0	1	2
vs. Denver	17	1-4	1-3	1-2	0-2-2	1	3	1	0	0	4
vs. TAMUCC	23	2-4	2-4	1-2	0-3-3	2	2	1	0	0	7
at UTSA	did not play										
Spalding	did not play										
Detroit Mercy	22	2-4	1-3	0-0	0-0-0	1	3	3	0	1	5
Oakland	21	3-6	1-3	2-3	1-3-4	2	3	0	0	0	9
at Tenn. St.*	17	0-3	0-1	0-0	0-1-1	0	0	1	0	0	0
Chicgao St.	did not play										
Morehead St.	did not play										
at Wright St.	did not play										
UIC	26	1-4	0-0	1-2	0-1-1	2	3	1	0	2	3
at Green Bay*	17	1-3	1-2	0-0	2-2-4	1	5	0	0	0	3
at Milwaukee	31	2-3	2-2	2-2	0-4-4	2	3	1	0	0	8
at Ohio State*	34	3-8	2-4	1-1	1-5-6	4	2	2	0	1	9
Wright St.*	24	2-3	1-1	0-0	0-0-0	0	1	1	0	0	5
Northern Ky.*	39	4-10	1-3	1-1	2-4-6	3	5	3	0	2	10
East-West*	38	4-7	1-2	5-6	2-3-5	1	5	0	0	2	14
Y'town St.*	38	2-4	1-1	0-0	0-3-3	3	2	1	0	1	5
Robert Morris*	38	1-6	1-2	0-0	1-3-4	1	6	0	0	2	3
at Purdue FW*	35	2-5	1-3	0-0	1-2-3	3	5	3	0	3	5
at Cleveland St.	did not play										
at UIC	did not play										
at Robert Morris	did not play										
at Y'town St.	did not play										
Milwaukee	did not play										
Green Bay	did not play										
HL - 1st Rd.	did not play										
HL - 2nd Rd.	did not play										
HL Semis	did not play										
HL Finals	did not play										

\* denotes starter

#### CAREER STATS

Season	GP-GS	MIN-Avg	FG	Pct.	3FG	Pct.	FT	Pct.
2020-21	18-13	389-21.6	25-64	.391	13-38	.342	17-23	.739
2021-22	21-19	597-28.4	39-101	.386	19-64	.297	13-17	.765
<b>TOTALS</b>	<b>39-32</b>	<b>986-25.3</b>	<b>64-165</b>	<b>.388</b>	<b>32-102</b>	<b>.314</b>	<b>30-40</b>	<b>.750</b>

#### REBOUNDS

Season	O-D-REB-AVG.	PF-DQ	AST	TO	BLK	STL	PTS-PPG
2020-21	24-29-53-2.9	37-0	17	19	4	14	80-4.4
2021-22	30-70-100-4.8	52-0	25	35	3	23	110-5.2
<b>TOTALS</b>	<b>54-99-153-3.9</b>	<b>89-0</b>	<b>42</b>	<b>54</b>	<b>7</b>	<b>37</b>	<b>190-4.9</b>

#### CAREER STATS

Season	GP-GS	MIN-Avg	FG	Pct.	3FG	Pct.	FT	Pct.
2019-20	32-10	701-21.9	28-82	.341	4-34	.118	22-41	.537
2020-21	18-18	536-29.8	32-72	.444	8-27	.296	18-28	.643
2021-22	17-9	453-26.6	31-76	.408	16-34	.471	14-21	.667
<b>TOTALS</b>	<b>67-37</b>	<b>1690-25.2</b>	<b>91-230</b>	<b>.396</b>	<b>28-95</b>	<b>.295</b>	<b>54-90</b>	<b>.600</b>

#### REBOUNDS

Season	O-D-REB-AVG.	PF-DQ	AST	TO	BLK	STL	PTS-PPG
2019-20	22-48-70-2.2	60-1	85	42	0	33	82-2.6
2020-21	10-51-61-3.4	48-2	71	19	2	22	90-5.0
2021-22	10-39-49-2.9	32-1	52	19	0	15	92-5.4
<b>TOTALS</b>	<b>42-138-180-2.7</b>	<b>140-4</b>	<b>208</b>	<b>80</b>	<b>2</b>	<b>70</b>	<b>264-3.9</b>

## PLAYER BIOS



**CHUKSISITUA**  
(CHOOKS) (ee-see-TOO-uh) **#23**

Freshman | Forward/Center  
6-11 | 220  
Lagos, Nigeria  
Jack Yates [Texas]

Birthdate: Nov. 7, 2001 (age 20)  
Major: Organizational Leadership

### CAREER/SEASON HIGHS

CAREER HIGH	CATEGORY	SEASON HIGH
10 at UTSA (11/17/2021)	PTS	10 at UTSA (11/17/2021)
12 vs. Robert Morris (2/5/2022)	REB	12 vs. Robert Morris (2/5/2022)
1 - 4x	AST	1 - 4x
4 - twice	FG	4 - twice
8 vs. Robert Morris (2/5/2022)	FGA	8 vs. Robert Morris (2/5/2022)
---	3FG	---
---	3FGA	---
3 vs. Spalding (11/23/2021)	FT	3 vs. Spalding (11/23/2021)
4 vs. Spalding (11/23/2021)	FTA	4 vs. Spalding (11/23/2021)
2 - twice	STL	2 - twice
2 - 4x	BLK	2 - 4x
31 vs. Robert Morris (2/5/2022)	MIN	31 vs. Robert Morris (2/5/2022)

### GAME-BY-GAME

Opponent	MIN	FG	3FG	FT	O-D-T	PF	A	TO	B	S	PTS
Anderson*	16	2-3	0-0	3-4	1-4-5	1	0	1	0	0	7
at Butler	18	1-1	0-0	2-2	0-0-0	2	0	2	2	0	4
at Evansville	13	1-2	0-0	0-2	0-1-1	1	0	2	0	0	2
vs. Denver	7	0-1	0-0	0-0	0-2-2	4	0	1	0	0	0
vs. TAMUCC	13	2-3	0-0	2-3	0-2-2	4	0	0	0	0	6
at UTSA	24	4-4	0-0	2-2	1-2-3	1	1	1	2	1	10
Spalding	16	1-2	0-0	3-4	1-1-2	4	1	3	1	0	5
Detroit Mercy	17	1-1	0-0	1-2	2-2-4	3	0	0	1	2	3
Oakland	19	2-5	0-0	0-0	0-3-3	5	0	1	0	0	4
at Tenn. St.*	16	0-1	0-0	2-2	2-0-2	2	1	1	1	0	2
Chicgao St.*	12	2-3	0-0	0-2	3-2-5	0	0	1	0	0	4
Morehead St.*	16	1-4	0-0	0-0	1-1-2	1	0	0	0	0	2
at Wright St.	12	2-3	0-0	0-0	1-2-3	1	0	4	0	0	4
UIC	11	2-3	0-0	0-0	0-1-1	2	0	0	0	1	4
at Green Bay	13	0-1	0-0	0-0	0-0-0	4	0	1	0	0	0
at Milwaukee*	15	3-5	0-0	0-0	1-1-2	1	0	1	0	0	6
at Ohio State	23	4-5	0-0	0-3	1-3-4	3	0	3	0	2	8
Wright St.	15	2-2	0-0	1-3	0-2-2	5	0	2	0	0	5
Northern Ky.	23	1-5	0-0	0-0	1-3-4	2	1	0	0	0	2
East-West	18	1-3	0-0	0-2	1-6-7	2	0	2	1	1	2
Y'town St.*	26	3-3	0-0	2-3	1-2-3	4	0	1	2	1	8
Robert Morris*	31	3-8	0-0	0-1	5-7-12	3	0	0	2	1	6
at Purdue FW*	26	2-7	0-0	0-0	1-5-6	3	0	2	0	1	4
at Cleveland St.											
at UIC											
at Robert Morris											
at Y'town St.											
Milwaukee											
Green Bay											
HL - 1st Rd.											
HL - 2nd Rd.											
HL Semis											
HL Finals											

\* denotes starter

### CAREER STATS

Season	GP-GS	MIN-Avg	FG	Pct.	3FG	Pct.	FT	Pct.
2021-22	22-7	385-17.5	38-72	.528	0-0	.000	15-31	.484
<b>TOTALS</b>	<b>22-7</b>	<b>385-17.5</b>	<b>38-72</b>	<b>.528</b>	<b>0-0</b>	<b>.000</b>	<b>15-31</b>	<b>.484</b>

#### REBOUNDS

Season	O-D-REB-AVG.	PF-DQ	AST	TO	BLK	STL	PTS-PPG
2021-22	22-48-70-3.2	57-2	4	28	12	10	91-4.1
<b>TOTALS</b>	<b>22-48-70-3.2</b>	<b>57-2</b>	<b>4</b>	<b>28</b>	<b>12</b>	<b>10</b>	<b>91-4.1</b>



**JONAH CARRASCO**  
(cuh-RASS-ko) **#24**

Senior | Forward  
6-9 | 220  
Wichita, Kan.  
Wichita North (Otero J.C.)

Birthdate: Jan. 19, 1999 (age 23)  
Major: General Studies

### CAREER/SEASON HIGHS

CAREER HIGH	CATEGORY	SEASON HIGH
13 vs. East-West (1/31/2022)	PTS	13 vs. East-West (1/31/2022)
10 vs. East-West (1/31/2022)	REB	10 vs. East-West (1/31/2022)
2 - twice	AST	2 - twice
5 vs. East-West (1/31/2022)	FGA	5 vs. East-West (1/31/2022)
7 - 3x	3FG	7 - 3x
---	3FGA	---
---	3FGA	---
3 - 3x	FT	3 - 3x
8 vs. East-West (1/31/2022)	FTA	8 vs. East-West (1/31/2022)
3 at Milwaukee (1/5/2022)	STL	3 at Milwaukee (1/5/2022)
7 vs. East-West (1/31/2022)	BLK	7 vs. East-West (1/31/2022)
35 vs. Northern Kentucky (1/22/2022)	MIN	35 vs. Northern Kentucky (1/22/2022)

### GAME-BY-GAME

Opponent	MIN	FG	3FG	FT	O-D-T	PF	A	TO	B	S	PTS
Anderson	12	1-7	0-0	0-0	2-2-4	1	0	0	0	0	2
at Butler*	17	1-2	0-0	0-2	0-0-0	3	0	0	1	0	2
at Evansville*	13	3-4	0-0	1-1	0-1-1	2	0	0	0	0	7
vs. Denver*	17	0-1	0-0	0-0	3-3-6	2	0	3	0	0	0
vs. TAMUCC*	6	0-1	0-0	0-0	1-3-4	3	0	0	2	0	0
at UTSA*	15	1-2	0-0	1-2	4-3-7	1	0	0	0	0	3
Spalding*	19	4-5	0-0	0-1	4-2-6	2	0	1	2	0	8
Detroit Mercy*	19	1-3	0-0	3-4	0-2-2	2	1	0	0	0	5
Oakland*	17	0-1	0-0	2-2	0-3-3	1	0	1	0	0	2
at Tenn. St.	12	1-3	0-0	0-0	1-0-1	2	0	1	0	0	2
Chicgao St.	16	0-1	0-0	0-0	2-1-3	1	0	1	2	0	0
Morehead St.	22	0-3	0-0	2-4	3-2-5	4	0	0	1	0	2
at Wright St.*	22	2-4	0-0	1-2	1-2-3	4	0	1	0	1	5
UIC*	29	4-4	0-0	2-2	2-2-4	2	0	3	1	0	10
at Green Bay*	16	1-3	0-0	3-4	2-1-3	5	2	1	2	0	5
at Milwaukee*	25	3-7	0-0	1-3	2-2-4	2	1	1	1	3	7
at Ohio State*	13	0-0	0-0	1-2	1-0-1	3	0	0	0	0	1
Wright St.*	25	3-7	0-0	2-6	2-2-4	1	1	3	0	0	8
Northern Ky.*	35	2-6	0-0	0-1	1-4-5	2	0	4	2	1	4
East-West*	32	5-7	0-0	3-8	2-8-10	2	2	3	7	0	13
Y'town St.											
Robert Morris											
at Purdue FW											
at Cleveland St.											
at UIC											
at Robert Morris											
at Y'town St.											
Milwaukee											
Green Bay											
HL - 1st Rd.											
HL - 2nd Rd.											
HL Semis											
HL Finals											

\* denotes starter


### CAREER STATS

Season	GP-GS	MIN-Avg	FG	Pct.	3FG	Pct.	FT	Pct.
2020-21	14-0	50-3.6	2-4	.500	0-0	.000	0-1	.000
2021-22	19-16	369-19.4	31-64	.484	0-0	.000	22-44	.500
<b>TOTALS</b>	<b>33-16</b>	<b>419-12.7</b>	<b>33-68</b>	<b>.485</b>	<b>0-0</b>	<b>.000</b>	<b>22-45</b>	<b>.489</b>

#### REBOUNDS

Season	O-D-REB-AVG.	PF-DQ	AST	TO	BLK	STL	PTS-PPG
2020-21	2-3-5-0.4	10-0	0	6	3	1	4-0.3
2021-22	31-41-72-3.8	44-1	7	23	21	5	84-4.4
<b>TOTALS</b>	<b>33-44-77-2.3</b>	<b>54-1</b>	<b>7</b>	<b>29</b>	<b>24</b>	<b>6</b>	<b>88-2.7</b>

## PLAYER BIOS



### BOSTON STANTON III

# #25

**Freshman | Guard**  
**6-5 | 190**  
**Denver, Colorado**  
**Denver East**

**Birthdate:** Mar. 19, 2003 (age 18)  
**Major:** Psychology



### DIMITAR PANDEV

(DIM-ee-tar) (PAN-dev)

# #33

**Senior | Forward**  
**6-10 | 225**  
**Strumica, Macedonia**  
**The Skill Factory (Clarendon College)**

**Birthdate:** Oct. 9, 1997 (age 24)  
**Major:** General Studies

#### CAREER/SEASON HIGHS

CAREER HIGH	CATEGORY	SEASON HIGH
10 - twice	<b>PTS</b>	10 - twice
5 vs. Denver (11/15/2021)	<b>REB</b>	5 vs. Denver (11/15/2021)
3 - 3x	<b>AST</b>	3 - 3x
4 vs. Robert Morris (2/5/2022)	<b>FG</b>	4 vs. Robert Morris (2/5/2022)
10 - twice	<b>FGA</b>	10 - twice
2 - 4x	<b>3FG</b>	2 - 4x
7 vs. Detroit Mercy (12/2/2021)	<b>3FGA</b>	7 vs. Detroit Mercy (12/2/2021)
2 - 4x	<b>FT</b>	2 - 4x
3 vs. Chicago State (12/16/2021)	<b>FTA</b>	3 vs. Chicago State (12/16/2021)
2 - twice	<b>STL</b>	2 - twice
1 - twice	<b>BLK</b>	1 - twice
32 - 3x	<b>MIN</b>	32 - 3x

#### CAREER/SEASON HIGHS

CAREER HIGH	CATEGORY	SEASON HIGH
11 vs. Morehead State (12/21/2021)	<b>PTS</b>	11 vs. Morehead State (12/21/2021)
6 vs. Cleveland State (1/1/21)	<b>REB</b>	5 at Tennessee State (12/10/2021)
3 vs. Cleveland State (1/1/21)	<b>AST</b>	2 - twice
3 - 3x	<b>FG</b>	3 - 3x
7 vs. Tennessee State (12/12/20)	<b>FGA</b>	5 vs. Spalding (11/23/2021)
2 vs. Morehead State (12/21/2021)	<b>3FG</b>	2 vs. Morehead State (12/21/2021)
3 - twice	<b>3FGA</b>	3 vs. Spalding (11/23/2021)
3 vs. Morehead State (12/21/2021)	<b>FT</b>	3 vs. Morehead State (12/21/2021)
6 vs. Morehead State (12/21/2021)	<b>FTA</b>	6 vs. Morehead State (12/21/2021)
1 - twice	<b>STL</b>	1 vs. Spalding (11/23/2021)
1 - twice	<b>BLK</b>	1 at Tennessee State (12/10/2021)
18 vs. Morehead State (12/21/2021)	<b>MIN</b>	18 vs. Morehead State (12/21/2021)

#### GAME-BY-GAME

Opponent	MIN	FG	3FG	FT	O-D-T	PF	A	TO	B	S	PTS
Anderson	23	0-5	0-1	2-3	0-5-5	1	7	2	0	0	2
at Butler*	23	2-4	1-3	0-0	0-1-1	0	3	1	0	1	5
at Evansville*	21	1-6	1-4	0-0	0-3-3	1	1	2	0	0	3
vs. Denver*	18	1-5	0-2	0-2	0-5-5	1	3	2	0	0	2
vs. TAMUCC*	12	1-1	1-1	0-0	0-3-3	1	2	4	1	0	3
at UTSA*	28	2-7	1-2	0-0	0-3-3	2	3	4	0	0	5
Spalding*	26	2-8	2-6	2-2	0-0-0	2	2	3	0	0	8
Detroit Mercy*	19	2-9	2-7	0-0	0-0-0	0	0	2	0	0	6
Oakland*	26	1-8	0-3	0-1	1-0-1	1	0	3	0	0	2
at Tenn. St.*	18	2-5	1-2	0-0	0-3-3	1	0	2	0	0	5
Chicgao St.*	31	2-9	1-5	1-3	0-1-1	2	0	2	0	0	6
Morehead St.*	32	1-10	0-5	2-2	1-1-2	2	1	2	0	1	4
at Wright St.*	26	3-8	2-3	2-2	0-1-1	4	1	2	0	1	10
UIC*	23	3-4	1-1	0-0	0-3-3	0	1	2	0	2	7
at Green Bay*	28	1-5	1-4	1-2	0-3-3	3	2	2	0	1	4
at Milwaukee*	22	0-5	0-4	0-0	0-1-1	1	0	4	1	0	0
at Ohio State*	21	0-4	0-0	0-0	0-0-0	3	2	2	0	0	0
Wright St.*	31	1-10	0-4	2-2	0-1-1	3	1	1	0	2	4
Northern Ky.*	32	2-5	1-3	0-0	1-2-3	0	0	5	0	0	5
East-West	did not play										
Y'town St.	23	1-4	0-3	0-0	0-3-3	2	0	2	0	1	2
Robert Morris	24	4-9	1-3	1-1	1-3-4	2	1	1	0	0	10
at Purdue FW	32	2-6	2-5	0-0	0-4-4	1	0	4	0	0	6
at Cleveland St.	did not play										
at UIC	did not play										
at Robert Morris	did not play										
at Y'town St.	did not play										
Milwaukee	did not play										
Green Bay	did not play										
HL - 1st Rd.	did not play										
HL - 2nd Rd.	did not play										
HL Semis	did not play										
HL Finals	did not play										

\* denotes starter

#### GAME-BY-GAME

Opponent	MIN	FG	3FG	FT	O-D-T	PF	A	TO	B	S	PTS
Anderson	11	2-2	0-0	0-0	2-5-7	2	0	1	0	0	4
at Butler	3	1-1	0-0	0-0	0-0-0	0	0	0	0	0	2
at Evansville	4	0-1	0-0	0-0	0-1-1	0	0	0	0	0	0
vs. Denver	4	0-0	0-0	0-0	0-0-0	0	0	1	0	0	0
vs. TAMUCC	12	1-2	0-0	0-0	0-2-2	0	0	0	0	0	2
at UTSA	1	1-1	0-0	0-0	0-0-0	1	0	0	0	0	2
Spalding	16	3-5	1-3	0-0	1-3-4	0	2	1	0	1	7
Detroit Mercy	4	0-1	0-1	0-0	2-1-3	1	0	2	0	0	0
Oakland	4	0-1	0-0	0-0	1-2-3	1	0	2	0	0	0
at Tenn. St.	13	3-4	0-0	2-3	1-4-5	0	0	1	1	0	8
Chicgao St.	5	0-1	0-0	0-0	0-1-1	0	0	0	0	0	0
Morehead St.	18	3-3	2-2	3-6	1-2-3	4	0	0	0	0	11
at Wright St.	11	0-3	0-1	0-0	1-1-2	1	0	2	0	0	0
UIC	did not play										
at Green Bay	4	0-2	0-1	0-0	0-0-0	0	0	0	0	0	0
at Milwaukee	7	1-2	1-1	1-2	0-0-0	0	1	0	0	0	4
at Ohio State	11	0-1	0-1	0-0	1-0-1	1	2	1	0	0	0
Wright St.	12	2-4	0-2	2-2	1-2-3	1	1	0	0	0	6
Northern Ky.	did not play										
East-West	did not play										
Y'town St.	did not play										
Robert Morris	did not play										
at Purdue FW	did not play										
at Cleveland St.	did not play										
at UIC	did not play										
at Robert Morris	did not play										
at Y'town St.	did not play										
Milwaukee	did not play										
Green Bay	did not play										
HL - 1st Rd.	did not play										
HL - 2nd Rd.	did not play										
HL Semis	did not play										
HL Finals	did not play										

\* denotes starter

#### CAREER STATS

Season	GP-GS	MIN-Avg	FG	Pct.	3FG	Pct.	FT	Pct.
2021-22	21-19	518-24.7	34-132	.258	18-70	.257	11-17	.647
<b>TOTALS</b>	<b>21-19</b>	<b>518-24.7</b>	<b>34-132</b>	<b>.258</b>	<b>18-70</b>	<b>.257</b>	<b>11-17</b>	<b>.647</b>

Season	O-D-REB-AVG.	PF-DQ	AST	TO	BLK	STL	PTS-PPG
2021-22	4-41-45-2.1	34-0	23	52	2	9	97-4.6
<b>TOTALS</b>	<b>4-41-45-2.1</b>	<b>34-0</b>	<b>23</b>	<b>52</b>	<b>2</b>	<b>9</b>	<b>97-4.6</b>

#### CAREER STATS

Season	GP-GS	MIN-Avg	FG	Pct.	3FG	Pct.	FT	Pct.
2020-21	7-3	60-8.6	4-17	.235	2-8	.250	1-3	.333
2021-22	16-0	129-8.1	15-32	.469	4-12	.333	8-13	.615
<b>TOTALS</b>	<b>23-3</b>	<b>189-8.2</b>	<b>19-49</b>	<b>.388</b>	<b>6-20</b>	<b>.300</b>	<b>9-16</b>	<b>.563</b>

Season	O-D-REB-AVG.	PF-DQ	AST	TO	BLK	STL	PTS-PPG
2020-21	5-8-13-1.9	5-0	4	4	1	1	11-1.6
2021-22	9-19-28-1.8	10-0	6	10	1	1	42-2.6
<b>TOTALS</b>	<b>14-27-41-1.8</b>	<b>15-0</b>	<b>10</b>	<b>14</b>	<b>2</b>	<b>2</b>	<b>53-2.3</b>



## 2021-2022 REDSHIRTS



### ZACH GUNN

Grad Student | Forward  
6-6 | 210  
Fishers, Ind.  
Hamilton Southeastern (Ball State)

# #15

Birthdate: Nov. 6, 1998 (age 23)  
Major: Organizational Leadership MS

#### CAREER/SEASON HIGHS

CAREER HIGH	CATEGORY	SEASON HIGH
17 vs. Tiffin (11/27/18)	PTS	
9 at Buffalo (1/29/19)	REB	
4 vs. Toledo (2/17/18)	AST	
5 - 3x	FG	
13 vs. Kent State (3/8/18)	FGA	
5 vs. Kent State (3/8/18)	3FG	
11 vs. Kent State (3/8/18)	3FGA	
5 - twice	FT	
6 - twice	FTA	
1 - 11x	STL	
3 at Bucknell (11/22/17)	BLK	
28 vs. Kent State (2/2/19)	MLN	


#### CAREER STATS

Season	GP-GS	MIN-Avg	FG	Pct.	3FG	Pct.	FT	Pct.
2017-18*	25-0	359-14.4	40-110	.364	23-72	.319	21-27	.778
2018-19*	27-0	386-14.3	44-110	.400	34-95	.358	23-28	.821
2019-20*	Did not play - redshirted							
2020-21*	17-3	176-10.4	20-46	.435	14-35	.400	4-5	.800
<b>TOTALS</b>	<b>0-0</b>	<b>0-0.0</b>	<b>0-0</b>	<b>.000</b>	<b>0-0</b>	<b>.000</b>	<b>0-0</b>	<b>.000</b>

#### REBOUNDS

Season	O-D-REB-AVG.	PF-DQ	AST	TO	BLK	STL	PTS-PPG
2017-18*	12-58-70-2.8	53-3	18	24	9	5	124-5.0
2018-19*	10-67-77-2.9	50-3	11	9	2	4	145-5.4
2019-20*	Did not play - redshirted						
2020-21*	7-30-37-2.2	30-1	7	6	2	2	58-3.4
<b>TOTALS</b>	<b>0-0-0-0.0</b>	<b>0-0</b>	<b>0</b>	<b>0</b>	<b>0</b>	<b>0</b>	<b>0-0.0</b>

\*at Ball State | TOTALS only reflect IUPUI totals



### KALE EDWARDS

Freshman | Guard  
6-3 | 175  
Fishers, Ind.  
Guerin Catholic

# #11

Birthdate: May 22, 2003 (age 18)  
Major: Business



### DEREK PETERSEN

R-Freshman | Guard  
6-2 | 175  
Greenwood, Ind.  
Greenwood Christian (Hope College)

# #20

Birthdate: May 21, 2001 (age 20)  
Major: Computer Engineering

## 2022-2023 SIGNEES



### KHARYE CAYNE

Junior | Forward  
6-10  
Raleigh, N.C.  
USC Salkehatchie

#### QUICK NOTES

- Averaged 7.6 points, 8.8 rebounds and 4.5 blocked shots per game as a red-shirt freshman at USC Salkehatchie while shooting 61 percent from the floor and 46 percent from three-point range
- Was invited to the All-American JUCO Showcase in July 2021
- Redshirted as a true freshman at Hutchinson J.C. in 2019-20



### COOPER DEWITT

Junior | Guard  
6-6  
Pasco, Wash.  
North Idaho College

#### QUICK NOTES

- Averaged 8.8 points, 4.5 rebounds and 4.3 assists per game as a freshman at North Idaho College while shooting 50 percent overall and 41.2 percent from three in 2020-21
- Named Mid-Columbia Conference Player of the Year and Defensive Player of the Year as a senior at Chiawana (Wash.) High School after averaging 14 points and 6 assists per game




### DAYLAN HAMILTON

Junior | Guard  
6-3  
Houston, Texas  
Triton College

#### QUICK NOTES

- Played the 2020-21 season at Western Michigan where he averaged 3.0 points and 0.9 rebounds per game in 15 appearances
- Averaged 26 points per game as a senior at Klein Forest (Texas) High School, earning Texas Association of Basketball Coaches' Class 6A First Team All-State honors
- Named the District 15-6A Most Valuable Player and All-Region honoree



### AMHAD JARRARD

Freshman | Guard  
6-5  
Indianapolis, Ind.  
Mt. Vernon H.S.

#### QUICK NOTES

- 2021 Hancock County Player of the Year and two-time Hoosier Heritage Conference honoree
- Was an honorable mention underclass All-State selection
- Averaged 12.9 points, 3.5 rebounds and 2.6 assists per game as a junior while shooting 55 percent from the floor
- Averaged 10.7 points, 4.7 rebounds and 3.4 assists per game his sophomore season



### ARMON JARRARD

Freshman | Guard  
6-3  
Indianapolis, Ind.  
Mt. Vernon H.S.

#### QUICK NOTES

- Named First Team All-Hancock County as a junior and underclass All-State
- Averaged 12.8 points, 4.0 rebounds, 2.3 assists and 2.2 steals per game as a junior while knocking down 42 percent from three-point range
- He and his twin brother helped Mt. Vernon to a 17-7 mark as juniors and a sectional title

# LAST FOUR BOX SCORES

## GAME #19 • IUPUI 75, EAST-WEST 59 (INDIANAPOLIS - THE JUNGLE)

NO.	Name	Min	FG		3P		FT		Rebounds		Fouls		TP	AS	TO	ST	Blocks		+/-	Shooting By Period		
			M-A	M-A	M-A	M-A	OR	DR	OR	DR	PF	FD					BS	BA		1st FG%	2nd FG%	3PT%
1	De'Quanil Jackson	G 40:00	8-25	3-10	2-3	0-1	1-1	2-6	21	6	3	3	0	2	-16					1st FG% 8-32 25.0%		
2	Kaleb Thomas	G 27:57	2-5	2-3	0-0	0-1	1-1	0-0	6	2	1	0	1	0	-15					3PT% 2-10 20.0%		
12	Troy Cobb	G 12:01	1-4	1-3	0-0	0-0	0-0	3-0	3	0	1	0	0	0	-19					FT% 2-3 66.7%		
21	Luis Baez	G 24:29	3-8	0-1	0-0	0-0	6-6	3-0	6	0	2	0	0	3	-15					2nd FG% 15-35 42.9%		
24	Devine Conley	G 29:48	3-8	2-5	0-0	0-2	2-2	2-1	8	1	1	3	1	1	-15					3PT% 8-17 47.1%		
10	Dario Biaggi	21:22	2-6	2-4	0-0	1-4	5-2	0-0	6	0	0	1	0	0	5					FT% 1-2 50%		
30	D'Andre Lockett	14:36	2-2	0-0	0-0	1-3	4-2	0-0	4	0	1	0	0	0	5					GM FG% 23-67 34.3%		
3	Jaquan Pearson	08:15	0-1	0-0	0-0	1-0	1-0	0-0	0	1	1	0	0	0	-2					3PT% 10-27 37.0%		
5	Davion Montgomery	13:46	2-5	0-0	1-1	0-2	2-2	5-2	5	1	2	0	0	1	-1					FT% 3-5 60.0%		
4	Kurt Shannon	07:46	0-3	0-1	0-1	0-2	0-2	2-1	0	0	1	0	0	1	-7					Dead Ball Rebounds: 0, 0		
Team										3	1	4										
Totals			23-67	10-27	3-5	8-20	28-21	10	59	11	14	7	2	8	-16						Technical Fouls: NONE	

NO.	Name	Min	FG		3P		FT		Rebounds		Fouls		TP	AS	TO	ST	Blocks		+/-	Shooting By Period		
			M-A	M-A	M-A	M-A	OR	DR	OR	DR	PF	FD					BS	BA		1st FG%	2nd FG%	3PT%
24	Jonah Carrasco	F 32:37	5-7	0-0	3-8	2-8	10-12	2-4	13	2	3	0	7	0	12					1st FG% 11-29 37.9%		
00	B.J. Maxwell	G 39:16	5-13	1-5	2-2	3-9	12-11	13-4	1	13	4	1	1	0	0	15				3PT% 2-12 16.7%		
4	Bakari LaStrap	G 36:31	6-15	0-3	7-10	1-2	3-3	3-8	19	4	6	2	0	2	13					FT% 5-14 35.7%		
5	Nathan McClure	G 35:59	4-11	2-6	2-4	5-9	14-11	3-14	3	3	3	1	0	0	21					2nd FG% 15-27 55.6%		
10	Mike DePersia	G 38:20	4-7	1-2	5-6	2-3	5-1	3-14	5	0	2	0	0	0	15					3PT% 2-4 50.0%		
23	Chuks Istitua	17:17	1-3	0-0	0-2	1-6	7-2	2-2	0	2	0	2	1	1	0-4					FT% 14-18 77.8%		
Team										3	1	4								GM FG% 26-56 46.4%		
Totals			26-56	4-16	19-32	17-38	55-10	21	75	18	18	7	8	2	16						3PT% 4-16 25.0%	

Biggest lead	0 (1st 20:00)	17 (2nd 5:42)	Points from Turnovers		Points from Paint		Second Chance		Fast Breaks		Bench	
			EWU	IUPUI	EWU	IUPUI	EWU	IUPUI	EWU	IUPUI		
Best Scoring Run	7 (2nd 3:34)	11 (1st 15:18)	19	12	20	42	4	13	8	16	15	2
Times Tied	0	0	20	39	59	29	46	75				
Time with Lead	00:00	38:01										

## GAME #20 • YOUNGSTOWN STATE 61, IUPUI 55 (INDIANAPOLIS - INDIANA FARMERS COLISEUM)

NO.	Name	Min	FG		3P		FT		Rebounds		Fouls		TP	AS	TO	ST	Blocks		+/-	Shooting By Period		
			M-A	M-A	M-A	M-A	OR	DR	OR	DR	PF	FD					BS	BA		1st FG%	2nd FG%	3PT%
24	Jonah Carrasco	F 13:22	0-0	0-0	1-2	1-0	1-3	1-1	1	0	0	0	0	0	-13					1st FG% 9-19 47.4%		
00	B.J. Maxwell	G 26:43	1-8	0-4	2-2	0-1	1-4	1-4	4	0	2	0	0	1	-28					3PT% 2-5 40.0%		
5	Nathan McClure	G 31:36	1-2	1-2	0-0	0-2	2-2	0-3	0	1	0	0	0	0	-32					FT% 4-7 57.1%		
10	Mike DePersia	G 34:44	3-8	2-4	1-1	5-6	4-4	9-2	2	2	1	0	1	-44						2nd FG% 4-21 19.0%		
25	Boston Stanton III	G 21:37	0-4	0-0	0-0	0-0	0-0	0-0	0	2	2	0	0	0	-26					3PT% 1-8 12.5%		
4	Bakari LaStrap	29:57	4-8	0-1	4-4	0-1	1-1	5-12	1	2	2	0	0	0	-31					FT% 4-5 80%		
12	Azariah Seay	10:06	0-4	0-1	0-0	0-1	1-0	0-0	0	1	2	0	0	1	-7					GM FG% 13-40 32.5%		
23	Chuks Istitua	22:10	4-5	0-0	3-3	1-3	4-3	2-8	0	3	2	0	0	-31						3PT% 3-13 23.1%		
33	Dimitar Pandev	10:15	0-1	0-1	0-0	1-0	1-0	0-0	2	1	0	0	1	0	-18					FT% 8-12 66.7%		
Team										2	0	2								Dead Ball Rebounds: 5, 0		
Totals			13-40	3-13	8-12	6-13	19-21	13	37	8	21	3	0	5	-46						Technical Fouls: NONE	

NO.	Name	Min	FG		3P		FT		Rebounds		Fouls		TP	AS	TO	ST	Blocks		+/-	Shooting By Period		
			M-A	M-A	M-A	M-A	OR	DR	OR	DR	PF	FD					BS	BA		1st FG%	2nd FG%	3PT%
10	Justin Ahrens	F 22:56	1-5	1-5	0-0	1-2	3-1	0-3	1	0	3	1	2	0	0	17					1st FG% 12-25 48.0%	
23	Zed Key	F 18:39	3-5	0-0	3-4	2-2	4-4	9-0	0	0	0	3	0	0	27					3PT% 4-12 33.3%		
32	E.J. Liddell	F 25:29	4-7	1-2	4-5	4-6	10-1	5-13	3	2	0	0	0	0	26					FT% 9-10 90%		
22	Malaki Branham	G 18:20	3-7	1-4	0-0	0-0	0-0	2-1	7	2	1	1	0	0	21					2nd FG% 16-24 66.7%		
55	Jamari Wheeler	G 20:20	1-2	1-2	0-0	0-0	0-0	1-0	3	0	1	2	0	0	16					3PT% 7-11 63.6%		
25	Kyle Young	18:06	4-5	1-2	0-0	0-1	1-1	2-9	2	0	1	0	1	0	14					FT% 7-9 77.8%		
50	Joey Brunk	18:06	4-5	1-2	0-0	0-0	0-0	1-1	2-9	2	0	1	0	1	0	15				GM FG% 28-49 57.1%		
1	Jimmy Sotos	19:40	2-2	1-1	2-2	0-2	4-3	7-9	0	0	1	0	1	0	30					3PT% 11-23 47.8%		
3	Eugene Brown III	17:04	4-6	1-2	5-6	1-3	4-0	4-14	0	0	0	0	0	0	29					FT% 16-19 84.2%		
42	Harrison Hooklin	04:23	1-1	0-0	0-0	0-0	0-0	0-0	2	1	0	1	0	0	10					Dead Ball Rebounds: 3, 0		
Team										0	1	1										
Totals			28-49	11-23	16-19	8-20	28-13	21	83	19	8	6	5	0	46						Technical Fouls: NONE	

Biggest lead	0 (1st 20:00)	46 (2nd 0:20)	Points from Turnovers		Points from Paint		Second Chance		Fast Breaks		Bench		
			IUP	OSU	IUP	OSU	IUP	OSU	IUP	OSU			
Best Scoring Run	5 (1st 13:58)	19 (2nd 0:20)	6	31	14	32	4	15	2	0	24	13	37
Lead Changes	0	0	24	13	37	0	0	0	0	0	37	46	83
Times Tied	0	0											
Time with Lead	00:00	39:08											

## GAME #21 • ROBERT MORRIS 66, IUPUI 49 (INDIANAPOLIS - INDIANA FARMERS COLISEUM)

NO.	Name	Min	FG		3P		FT		Rebounds		Fouls		TP	AS	TO	ST	Blocks		+/-	Shooting By Period		
			M-A	M-A	M-A	M-A	OR	DR	OR	DR	PF	FD					BS	BA		1st FG%	2nd FG%	3PT%
2	Kahlil Spear	F 32:31	6-11	0-0	5-6	4-7	11-2	3-17	3	1	1	1	2	10						1st FG% 11-25 44.0%		
11	Jaron Williams	F 28:38	2-8	1-4	3-4	0-4	4-2	2-8	8	3	1	1	0	2	19					3PT% 4-10 40.0%		
21	Matt Mayers	F 20:56	3-4	1-1	2-3	2-2	4-0	2-9	0	1	0	1	0	18						FT% 2-3 66.7%		
1	Michael Green III	G 33:21	2-6	1-5	2-2	0-4	4-2	3-7	2	3	0	0	0	27						2nd FG% 10-22 45.5%		
5	Enoch Cheeks	G 34:21	5-7	2-3	2-2	2-6	8-3	14-1	4	4	0	2	0	17						3PT% 3-8 37.5%		
0	Kam Farris	21:08	1-6	1-3	0-0	0-0	0-0	4-0	3	1	0	0	0	0	-8					FT% 15-17 88.2%		
23	Brandon Stone	05:07	0-1	0-0	0-0	0-2	0-0	0-0	0	0	0	0	2	3						GM FG% 21-47 44.7%		
35	Justin Winston	19:17	2-4	1-2	3-3	0-4	4-1	2-8	1	0	0	0	0	6						3PT% 7-18 38.9%		
12	Chase Cook	04:41	0-0	0-0	0-0	0-0	0-0	1-0	0	0	1	0	0	0	-7					FT% 17-20 85.0%		
Team										0	0	0								Dead Ball Rebounds: 1, 0		
Totals			21-47	7-18	17-20	8-29	37-14	15	66	11	12	2	6	4	-17						Technical Fouls: NONE	

NO.	Name	Min	FG		3P		FT		Rebounds		Fouls		TP	AS	TO	ST	Blocks		+/-	Shooting By Period		
			M-A	M-A	M-A	M-A	OR	DR	OR	DR	PF	FD					BS	BA		1st FG%	2nd FG%	3PT%
23	Chuks Istitua	F 31:53	3-8	0-0	0-1	5-7	12-3	2-6	6	0	0	1	2	1	-13					1st FG% 11-32 34.4%		
00	B.J. Maxwell	G 30:29	6-17	1-4	3-3	1-1	2-4	2-16	2	2	0	1	2	-14						3PT% 2-8 25.0%		
4	Bakari LaStrap	G 37:02	2-11	0-1	5-7	0-2	2-7	9-2	1	3	0	1	1	-17						FT% 3-4 75%		
5	Nathan McClure	G 39:39	2-8	1-4	0-0	2-3	5-3	2-5	3	5	1	1	1	-17						2nd FG% 7-27 25.9%		
10	Mike DePersia	G 37:02	1-6	1-2	0-0	1-3	4-1	0-3	6	0	2	0	1	-23						3PT% 2-6 33.3%		
25	Boston Stanton III	23:55	4-9	1-3	1-1	1-3	4-2	1-10	1	1	0	0	0	-1						FT% 6-8 75%		
Team										4	1	5								GM FG% 18-59 30.5%		
Totals			18-59	4-14	9-12	14-20	34-15	14	49	14	10	7	4	6	-17						3PT% 4-14 28.6%	

Biggest lead	17 (2nd 0:43)	0 (1st 20:00)	Points from Turnovers		Points from Paint		Second Chance		Fast Breaks		Bench
			RMU	IUPUI	RMU	IUPUI					